


Solutions for a new quality of life at home.

Integrated systems
E.ion System[®]
Bellaria
Circle.Tech
Silence - NRS[®]
Design
Professional
Mirabilia
Classic
Airmec



falmec

**Solutions for a new
quality of life at home.**

**Integrated systems
E.ion System[®]
Bellaria
Circle.Tech
Silence - NRS[®]
Design
Professional
Mirabilia
Classic
Airmec**

falmec

It's among the leaves
on the horizons
it's moving
it's everywhere
between spaces
in every emotion
it's life
never the same
always indispensable
this is what inspires us
and what we want to
inspire
a new quality
of air
and of life

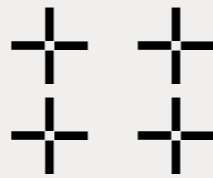
Falmec
Life inspired.



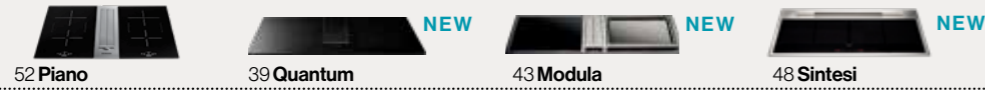


<p>A —</p> <p>163 Adara 131 Alba 208 Altair 209 Altair Top 119 Aria NRS® 260 Artemide 219 Astra 220 Atlas Vetro 140 Aura</p> <p>B —</p> <p>82 Bellaria 224 Blade 261 Built-in 214 Butterfly</p> <p>C —</p> <p>138 Cielo 227 Concorde</p> <p>D —</p> <p>100 Dama 162 Diamante 256 Dora 184 Down Draft</p> <p>E —</p> <p>132 Eclisse 234 Elektra 228 Elios 202 Ellittica 79 Eolo E.ion® 180 Europa 213 Exploit 213 Exploit Top</p> <p>F —</p> <p>234 Fenice 154 Flipper 157 Flipper Green Tech 123 Flipper NRS® 229 Futura 229 Futura Corner</p>	<p>G —</p> <p>167 Ghost 257 Ginevra Boston 257 Ginevra Tile 238 Groove 193 Gruppo Incasso 78 Gruppo Incasso E.ion® 195 Gruppo Inc. Green Tech 194 Gruppo Incasso Murano 124 Gruppo Incasso NRS® 247 Gruppo Incasso Pro 196 Gruppo In. Touch Vision</p> <p>I/K —</p> <p>197 Integrata 255 Iris Gardenia 255 Iris Malizia 222 Kristal</p> <p>L —</p> <p>199 Laguna 94 Levante 249 Line Pro 108 Loop 225 Luce 169 Lumen 170 Lumen Island 175 81 Lumiere E.ion® 116 Lumina NRS® 179 Lux</p> <p>M —</p> <p>239 Maia 234 Manhattan 68 Mare E.ion® 74 Marilyn E.ion® 246 Marte Pro 218 Master 100 Materia 256 Melissa Tulip 201 Menhir 262 Mercurio 254 Mimosa 212 Mira Top 211 Mira White/Black 223 Mizar 43 Modula 234 Moonlight 186 Move 187 Move Green Tech</p>	<p>N —</p> <p>234 New York 141 Nova 137 Nube 136 Nuvola 140 134 Nuvola 90</p> <p>O —</p> <p>66 Oceano E.ion® 221 Onda Vetro</p> <p>P —</p> <p>234 Penelope 233 Pharo 52 Piano 172 Plane 174 Plane Green Tech 125 Plane NRS® 173 Plane on Demand 176 Plane Top 175 Plane White/Black 240 Platinum 205 Polar 204 Polar Light 207 Polar White/Black 217 Prestige 146 Prisma 263 Pulsar</p> <p>Q —</p> <p>39 Quantum 150 Quasar 153 Quasar Green Tech 152 Quasar Top</p> <p>R —</p> <p>165 Rialto 165 Rialto Top 80 Rubik E.ion®</p>	<p>S —</p> <p>48 Sintesi 145 Sirio 107 Soffio 96 Sophie 88 Spazio 70 Spring E.ion® 143 Stella 226 Stream</p> <p>T —</p> <p>149 Tab 177 Tecna Feel 256 Tempo Antico 253 Time 160 Trim 76 Twister E.ion®</p> <p>V —</p> <p>93 Vega 120 Vela NRS® 158 Verso 105 Vetra 188 Virgola 191 Virgola No-Drop</p> <p>Z —</p> <p>114 Zenith NRS® 72 Zephiro E.ion® 244 Zeus Pro</p> <p>ACCESSORIES</p> <p>266 Motors 268 Grease filters 270 Anti-odour filters 274 Filters chart 276 Extensions 277 Conveyors 278 Ducting accessories</p> <p>TECHNICAL NOTES</p> <p>27 Installation types 30 Choosing the right hood 279 Maintenance 280 Ceiling hood installation 282 Piano hood installation 283 Technical drawings</p>
--	--	---	---

Cooking systems



Integrated cooking systems



Induction hobs




Air treatment



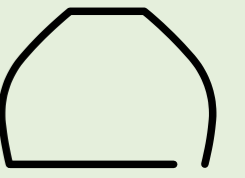
E.ion System®



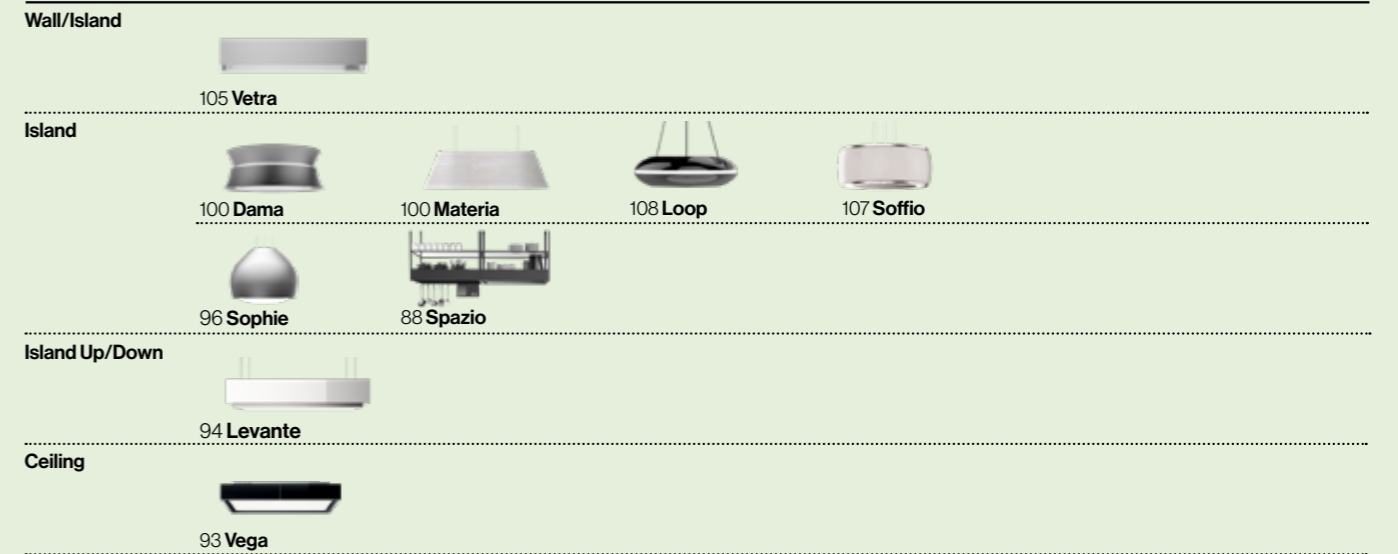
Bellaria



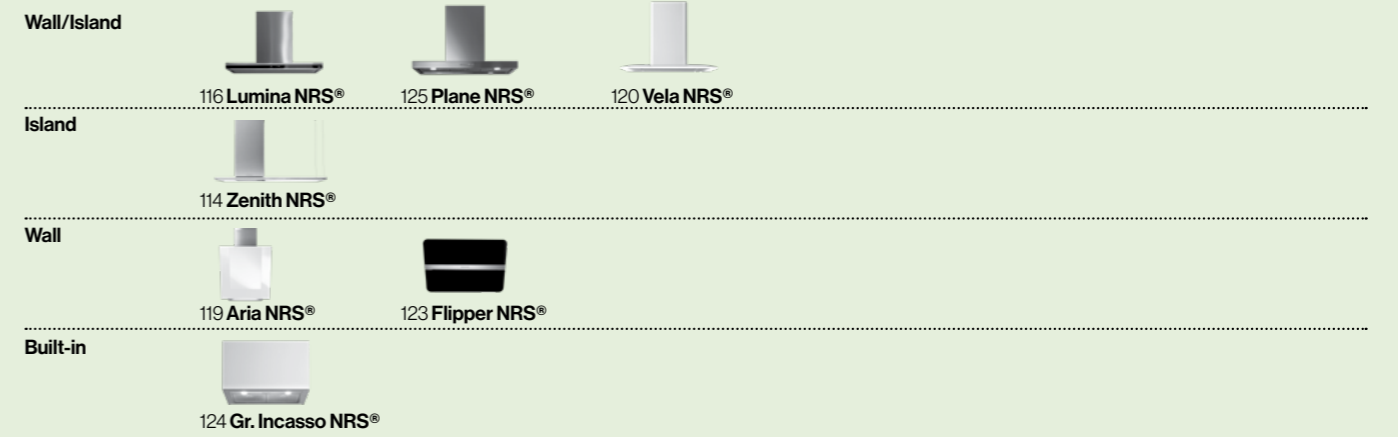
Hoods









































































Circle.Tech NEW































Silence NRS®



 Design

Built-in							
	193 Gr. Incasso	194 Gr. Inc. Murano	195 Gr. Inc. Green Tech	196 Gr. Inc. Touch Vision	197 Integrata		
							
	186 Move	187 Move Green Tech	188 Virgola	191 Virgola No-Drop			
Island							
	202 Ellittica	180 Europa	170 Lumen Island 175	201 Menhir			
Ceiling							
	131 Alba	140 Aura	138 Cielo	132 Eclisse	141 Nova	137 Nube	
							
	136 Nuvola 140	134 Nuvola 90	145 Sirio	143 Stella			
Wall / Island							
	208 Altair	209 Altair Top	219 Astra	220 Atlas Vetro	224 Blade	214 Butterfly	213 Exploit
							
	213 Exploit Top	222 Kristal	199 Laguna	225 Luce	169 Lumen	179 Lux	212 Mira Top
							
	211 Mira White / Black	172 Plane	174 Plane GreenTech	176 Plane Top	175 Plane White / Black	205 Polar	
							
	204 Polar Light	207 Polar White/Black	217 Prestige				
Wall							
	163 Adara	227 Concorde	162 Diamante	154 Flipper	157 Flipper Green Tech	229 Futura	167 Ghost
							
	218 Master	223 Mizar	221 Onda Vetro	173 Plane On Demand	146 Prisma	150 Quasar	153 Quasar GreenTech
							
	152 Quasar Top	165 Rialto/Rialto Top	226 Stream	149 Tab	177 Tecna Feel	160 Trim	158 Verso
Worktop							
	184 Down Draft						
Corner							
	228 Elios	229 Futura Corner					

 Professional

Wall / Island							
	249 Line Pro						
Wall							
	244 Zeus Pro	246 Marte Pro					
Built-in							
	247 Gr.Incasso Pro						
Mirabilia							
Wall / Island							
	234 Elektra	234 Fenice	239 Maia	234 Manhattan	234 Moonlight		
							
	234 New York	234 Penelope	233 Pharo	240 Platinum			
Wall							
	238 Groove						
Classic							
Wall							
	257 Ginevra Boston	257 Ginevra Tile	255 Iris Gardenia	255 Iris Malizia	256 Melissa Tulip	256 Tempo Antico	253 Time
Wall / Corner							
	256 Dora	254 Mimosa					
Airmec							
Wall / Island							
	263 Pulsar						
Wall							
	260 Artemide	262 Mercurio					
Built-in							
	261 Built-in						

The Air Factory.

A future that began long ago.

Falmec was born in 1981 as a small artisanal business and has grown today to be one of Italy's centres of excellence and a leading international player in the market. An "air factory" with a state-of-the-art approach, an experience in the design and manufacture of extraction solutions, developed through years of experience. A team, a family, bringing together the experience and skill of different generations, contributing with their energy, creativity and talent to create products and solutions that improve people's daily lives.

A product created through genuine Italian quality and culture.

A completely integrated production organization, from initial design up to the finished product. Our multi-phase process takes place entirely on site at our company headquarters in Vittorio Veneto, just outside Venice. Each Falmec hood is developed, designed and built entirely in Vittorio Veneto, a town located in one of the most important Italian production districts, where a true industrial, steel-specialized culture blends with the ingenuity and craftsmanship skills rooted in this territory. The true value of "Made in Italy" is embodied in a real product culture: an absolute guarantee of quality that is found in every product and that starts from design, through the care of detail and the perfection in the making, to end with the choice of the finest materials.





Why Falmecc?

Solutions for a new quality of life at home.

Thanks to our extensive experience in the field of kitchen extraction systems, to the development of advanced technologies and to continuous investment on innovation, Falmecc continues to transform customers' needs for wellbeing and domestic air quality into products and solutions that improve daily life and home comfort. All senses are soothed: smell, through the efficiency of our hoods and unique air treatment solutions; sight and touch through sophisticated design and high-quality materials; hearing through the extreme quietness.

Life inspired.

Quality of life: now you can breathe it.

Technology for a better air.


Falmec offers unique, patented solutions for maximum efficiency and performance. Whether used in extracting or recirculating mode, Falmec cooker hoods satisfy one of our primal needs: breathing. Deep research, design accuracy and the use of unique, exclusive solutions allow total efficiency in operating performance, to guarantee the best air in every environment.

Filtering Innovation.

Our focus on air quality and environment matters has led us to develop unique technologies that guarantee all the benefits of filtering solutions without compromising on suction performance and air purity.

E.ion®System 

Carbon.Zeo® 



Life inspired.



Life inspired.

Quality of life: now you can hear it.

NRS®: a quiet kitchen.

True relaxation and peace of mind are only possible when we're free of unpleasant noise. Noise pollution is acknowledged as one of the principle sources of physical and psychological stress. Falmecc has developed a solution that cancels out hood noise using innovative NRS® (Noise Reduction System) technology.

The result are products that combine superior performance with an incredible improvement in home comfort. In addition to statistics, which demonstrate noise reduction of almost 90%, we can confirm not only that you won't hear your hood any more, but that you'll experience greater quality of life in your kitchen.

collection
silence

Life inspired.





Quality of life: now you can see it.

Design and shape.

Elegance, style, ergonomics, functionality, integrated in a perfect balance. Design for a better living, in any environment, matching the principles of minimalism and essentiality with aesthetic proposals of strong character and emotional impact. Design means thinking about the object in everyday use, considering the aesthetic value, but without compromises in functionality.



reddot design award



Life inspired.

Quality of life: now you can touch it.

Substance.

Falmec's obsessive pursuit of quality shows in every product, detail, perfect finishes and in the selection of the finest materials. Quality that you'll touch every day for many years to come: each product is designed to stand the test of time, thanks to the selection of reliable components and long-standing materials.

High quality stainless steel.

Falmec selects and uses AISI 304 stainless steel alloyed with 18% chrome and 8% nickel. Hygienic, easy-to-clean and extremely resistant to corrosion, as demonstrated by salt spray laboratory tests, AISI 304 is the best material there is when it comes to making hoods.



Life inspired.





Quality of life: now you can taste it.

Cooking with Falmec.

Food, in Italy, means tradition and daily value, which Falmec transfers into its products, offering solutions that express this culture with taste, not just at the table. Falmec offers a range of products designed to enhance the experience of cooking and being together in the kitchen. Cooking and extraction are combined in unique solutions that allow to express in the kitchen, in every way.

Integrated Cooking Systems.

Falmec has designed and created a range of products that integrate cooking and extraction in a single body, inspired by a concept of total minimalism, ergonomics, design and high efficiency. Integrated systems that incorporate the experience by Falmec in extraction, together with cutting-edge cooking technologies, creating products in tune with contemporary trends and lifestyles.

Equipped efficient and extremely silent motors, Falmec worktop solutions guarantee excellent operating performance. In filtering mode, the use of exclusive Carbon.Zeo technology allows an excellent elimination of odors and a considerable reduction in the humidity of the cooking vapours.

Dialogue System.

The different functions of the hood can be directly controlled from the hob, using the integrated touch control feature. Communication between the hob and the hood happens via radio waves, and requires no additional receivers to be installed in the hood. The Dialogue System is compatible with all Falmec hoods featuring remote control.

A misty, blue-toned landscape of a forested hillside. The scene is dominated by a dense forest of evergreen trees, their branches heavily laden with snow. The atmosphere is thick with mist or low clouds, creating a soft, ethereal glow. The color palette is monochromatic, consisting of various shades of blue, grey, and white, which gives the image a serene and quiet feel. The text 'Falmec Life inspired.' is overlaid on the right side of the image in a clean, black, sans-serif font.

Falmec
Life inspired.

Falmec air solutions.

Choosing the right hood is a fundamental step for a correct design of a kitchen that satisfies every need and aesthetic taste.

The study of the most suitable solution necessarily involves a preliminary assessment of the technical and aesthetic constraints of the kitchen where the hood will be inserted.

Falmec, thanks to its expertise in the field of extraction, today offers multiple technological and aesthetic proposals, suitable to every style and need, always proposing the best option.

Let yourself be inspired by the countless Falmec air solutions!

Types of installation.

Wall.

The wall hood is traditionally the most used option, perfect for optimal fumes extraction, if chosen and installed correctly. The wall hood combines functionality and design, often representing a decorative element of separation and customization of the kitchen.

Built-in.

Built-in hoods, integrated into the wall unit, grant linearity and optimization of the spaces in the kitchen; they are therefore recommended in environments with an essential design or where there is the need to maximize the space on the wall.

Corner.

Corner hoods are the perfect choice in compositions where the cooking is inserted in one of the corners of the kitchen. These hoods are traditionally characterized by linear and geometric shapes, easily inserted into different contexts.



Island.

Kitchen is more and more a convivial space, central to the home project, integrating with the living environment. Island hoods become fundamental elements from a functional and design point of view. It performs its function of suction and lighting, adding value and personality to the kitchen itself. Falmec offers a wide choice of island hoods, with unique solutions, in exhausting or recirculating versions, to always guarantee the best air.

Suspended.

Falmec suspension hoods are distinguished by their unique design, featuring high-quality finishes and materials as well as ambient light to create a unique atmosphere in the kitchen. With no need for pipes or flues, suspension hoods allow complete freedom of installation and significant energy saving. Equipped with innovative filter technology, Falmec filter solutions guarantee excellent results when it comes to absorbing odours and improving air quality at home.

Ceiling.

Falmec ceiling hoods are designed to fit perfectly into any living environment. Thanks to their clean and minimal shapes and the discreet visual impact, they are suitable for open spaces where the kitchen area integrates with the living space. These solutions collect the cooking fumes that rise naturally and are then captured directly in the ceiling. The hood can be integrated into the false ceiling or installed directly in the ceiling, in recirculating mode.



Integrated cooking systems.

Perfect for minimalist designs where absence of volume is key, Falmec integrated cooking systems meet the most demanding design requirements, offering extraction efficiency, functionality and ease of installation, both in extraction and recirculation mode, thanks to Carbon.Zeo technology.

These systems feature the intelligent integration of the extractor element within the cooking area, offering two functions in a single product: fumes are collected, captured and filtered at their source. Falmec models are equipped with an extraction system with an openable flap to enhance aerodynamic air flow, at the same time preserving clean lines.



Downdraft.

The hood is integrated into the worktop, and emerges for use by means of a motorised system. It extracts cooking fumes and vapours near to their source, at the same time lighting the worktop. This system provides great flexibility and versatility when it comes to installation, including different motor options, which can be installed in the hood or in a remote position. To achieve the best results from this type of hood, we advise that it is used with panoramic in-line hobs.



Choosing the right hood.

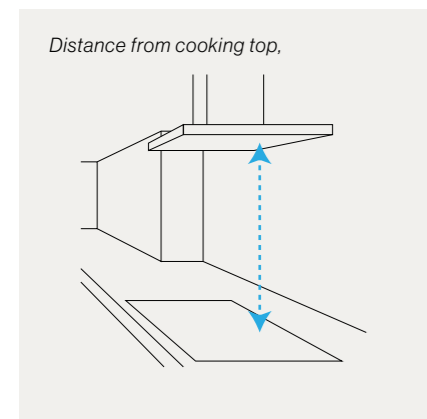
Technical notes.

Choosing the right hood.

The study of the most suitable solution necessarily involves a preliminary assessment of the technical and aesthetic constraints of the kitchen where it will be inserted, taking into consideration multiple variables.

Distance from cooking hob.

It is suggested to respect the minimum or maximum distance between the hood and the hob, indicated in the catalog for each model.

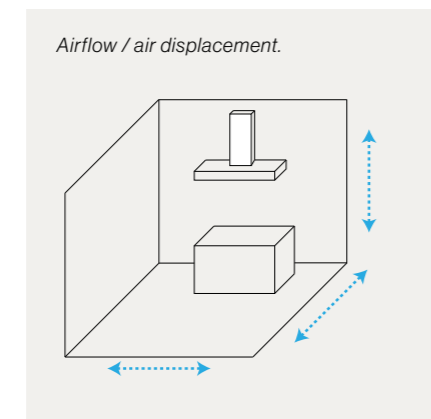


Air Flow/Suction power.

An important point to check is the required airflow that normally depends on the size of the room and also on the frequency of use of the hood. The correct airflow is obtained by multiplying the room volume by ten, which is the number of air changes recommended every hour. For example, for a 4x4 m kitchen with a height of 2.7 m, the following calculation should be applied: $(4 \times 4 \times 2.7) \times 10 = 432 \text{ m}^3/\text{h}$. Therefore any hood with a suction capacity of $432 \text{ m}^3/\text{h}$ will provide sufficient ventilation.

Dimensions.

To be really effective, the suction surface must cover at least the length of the hob. However, a model that is longer than the surface of the hob is recommended.



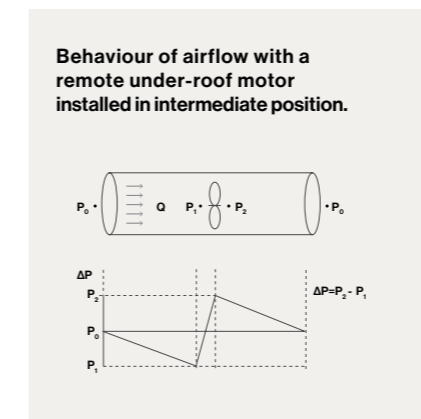
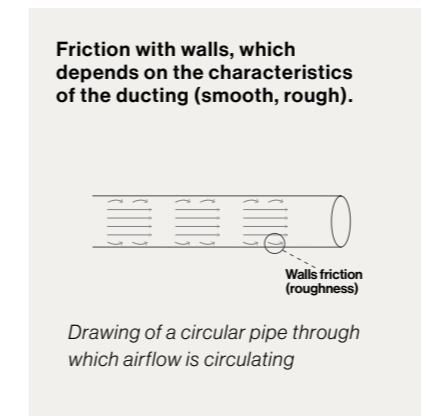
Perimeter suction.

Fumes are conveyed along the perimeter of the suction area, allowing a higher speed of the air flow and an effective performance. Falmec hoods with perimetral suction are equipped with a steel panel with a sound-absorbing material that reduces noise. This panel, easy to remove, also helps the cleaning and maintenance operations.



Pipes and ducting.

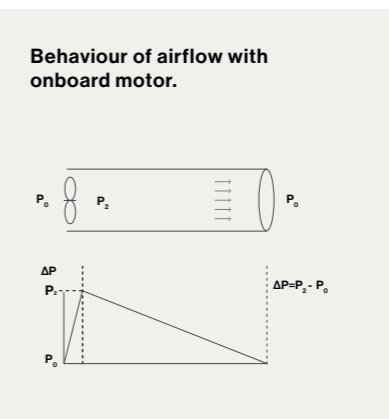
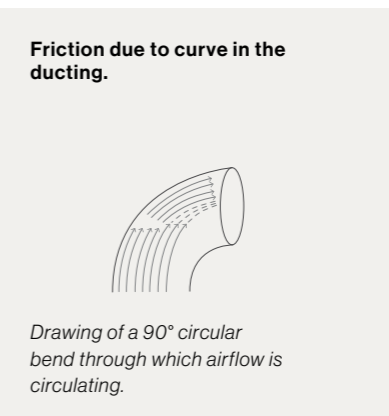
Another fundamental aspect concerns a correct installation and the use of appropriate pipes for the fumes ducting. Errors or carelessness in the installation can result in a significant drop in performance and an increase in the noise level of the hood.



Airflow friction.

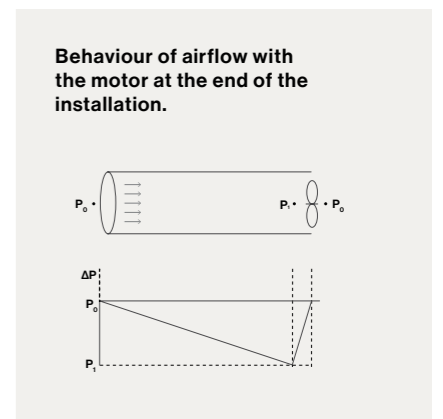
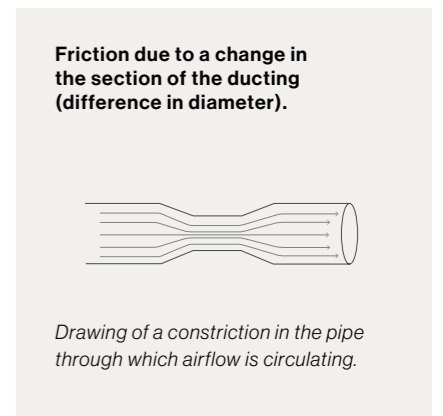
The engine generates an airflow that passes through a pipe, whose walls cause friction, leading to a decrease in performance. For a correct installation and optimal functioning, it is advisable to:

- use rigid pipes with smooth walls and a diameter not smaller than the one indicated;
- avoid too long piping (longer than 7 m) and reduce the number of bends to a minimum.



Motor position.

Regardless of the position of the motor (internal, under-roof remote or external remote), the evacuated air flow will always be the same, depending on the friction that it undergoes along the ducting route. There will be a difference in pressure at the inlet and outlet of the piping, but the final result will always be the same. Therefore the installation of a remote motor (under-roof or external) does not involve any loss of performance.



Recirculation or extraction?

Recirculation or extraction?

Each of the two installation options offers features that should be considered when choosing your hood.

Extracting Hoods.

These hoods use a fan to capture the fumes, extract them through a metal grease filter and physically take them out, together with smells and moisture.

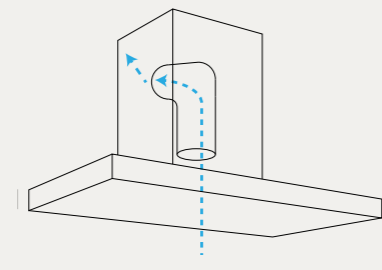
Advantages:

- high airflow;
- humidity is conveyed to the outside;
- high efficiency even at low speeds;
- reduced noise (if the hood has been installed correctly);
- no additional cost for activated charcoal filters (and their periodic replacement).

Disadvantages:

- more complex and not always optimal installation;
- energy waste due to the extraction of the air to the outside.

*Extraction hood.
The air is channelled through piping to a flue, and from there out of your home.*



Recirculating hoods.

These hoods use a fan to capture the fumes, drive them through a grease filter and lead them towards an additional filtering area dedicated to the elimination of odors. The clean air is then conveyed back into the room. Recirculating hoods normally work in multiple filter cycles, requiring more time.

It is therefore advisable to leave the hood switched on longer (compared to extraction hoods) once the cooking operations have been completed.

Advantages:

- easy installation and flexibility in the choice of the hood;
- no additional structural work;
- significant energy savings due to the maintenance of energy in the home environment (waste is avoided).


Disadvantages (traditional filtration):

- humidity deriving from the cooking vapors is not eliminated;
- traditional charcoal filters require frequent replacement;
- generally filtering solutions are significantly noisier (phenomenon due to the non-channeled air flow outlet);
- suction flow rate is reduced by the use of traditional charcoal filters which partially obstruct the flow of air.

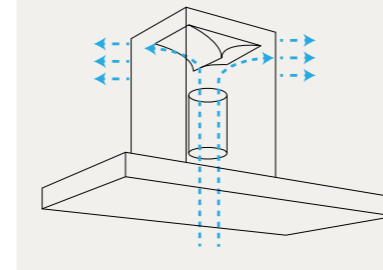
Filtering Innovation.

Sensitivity and attention to the quality of the air in domestic environments has led Falmecc to invest in research and development of innovative solutions in filtration and air treatment.

These largely solve the contraindications of traditional recirculating solutions, thus representing an effective and real alternative to extraction hoods.



*Filter hoods.
The air passes through an active carbon filter to be purified, and is then reintroduced into the room.*



Integrated systems / Induction hobs.

Cooking in Falmec.

Food, in Italy, means tradition and daily value, which Falmec transfers into its products, offering solutions that express this culture with taste, not just at the table.

Falmec offers a series of solutions and products designed to enhance the pleasure of cooking and being together.

The cooking is combined with the aspiration with exclusive solutions that allow you to express yourself best in the kitchen, from every point of view.



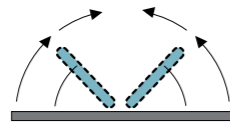
Integrated cooking systems.

Perfect integration, for a new kitchen lifestyle.

Integrated cooking system.

Falmec has designed and created a range of products that integrate cooking and extraction in a single body, inspired by a concept of total minimalism, ergonomics, design and high efficiency. Integrated solutions that incorporate all of the experience by Falmec in extraction, together with cutting-edge cooking technologies, creating products in tune with contemporary trends and lifestyles.

Fitted with powerful and efficient motors, but at the same time extremely quiet, Falmec integrated cooking systems guarantee optimum performance. Recirculation mode uses exclusive Falmec Carbon Zeo technology, providing outstanding odour elimination and noticeably reducing cooking vapours.



Flap system.

Flap System by Falmec is a system of electronic moving flaps, designed to improve the aerodynamics of the intake air and increase the suction speed of the fumes, captured downwards rather than upwards as in traditional hoods.

Total integration.

Once closed, flaps disappear totally, for a completely flat and linear work surface, hiding the filtes and the operating elements.



Quantum. Technological elegance.

Quantum, an indivisible element by definition, embodies the concepts of elegance, minimalism and practicality of use. The central extraction section, embellished by a thin frame in matte black steel, ensures a chromatic and aesthetic continuity throughout the cooking area, thus elegantly placing itself in every environment. Designed to ensure maximum effectiveness and practicality, Quantum in "auto" mode automatically adjusts the suction speed according to the real need. The extraction element, composed of two glass flaps that open automatically, optimizes the aerodynamics of the incoming air and improves the suction performance, while allowing easy maintenance and cleaning.

Elegance e practicality.

Continuity of colour and materials along the hob is made possible by an extraction system fitted with a glass flap that blends in harmoniously with the cooking area and also allows easy cleaning.

Efficiency and quietness.

A powerful, efficient brushless motor, combined with research into airflow and the use of insulating materials, allows optimum extraction performance with the minimum noise.

Easy installation and minimal encumbrance.

Cooking and extraction are enclosed in a single body that allows easy installation. The ducting system, developing on the rear, also makes it possible to maximise the space in the cabinet.

Optimum filtration with Carbon.Zeo technology.

In the recirculating version, Carbon.Zeo technology provides excellent performance in the reduction of odours and moisture from cooking fumes through the use of Zeolite.

Auto mode.

In this mode, Quantum automatically regulates the extraction power as required, guaranteeing the right ratio between energy consumption and extraction power at all times.

Flex surface.

Thanks to the "Flex surface" technology, the induction acts uniformly on all the cooking zones, which can be joined to guarantee maximum versatility in the use of pots of different types and sizes.



Discover more
about Quantum.

Life inspired.



Integrated cooking systems.
Quantum



Quantum NEW

- Motorized glass flap system
- Schott black ceramic glass
- Black steel extraction area frame with surface scratchproof system
- Brushless motor
- Touch control with display
- Auto mode (suction speed automatically adjusts to cooking power)
- 4 cooking areas with Flex Surface technology
- Double bridge
- 9 cooking levels + Booster
- Pot detection sensor
- Automatic cut-off timer
- Timer / minute minder
- Keep Warm function
- Safety switch off / Safety lock function
- Residual heat indicator
- Metallic filter saturation warning
- Carbon.Zeo filter saturation warning
- Power level management, 3 levels available: 2.8 kw, 3.5 kw, 7.4 kw.

Worktop – 84 cm

Motor and Control

600 m³/h
9 levels + Booster

Energy Class

A+

Max. power

150 W (suction)

Installation

Flush / half flush

Sound pressure level

Max. speed
64dB(A)re1pW

Min. speed
46dB(A)re1pW

Weight

28 kg

Worktop – 84 cm

600 m³/h

8034122359762

Accessories

Filter: Carbon.Zeo, Small
KACL.930

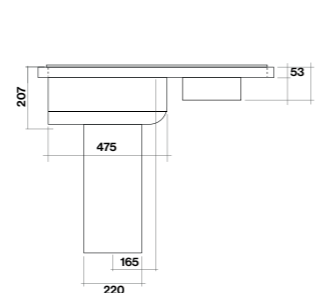
Spare filter Carbon.Zeo Small
KACL.931

Filter: cellular charcoal, h60mm
KACL.951

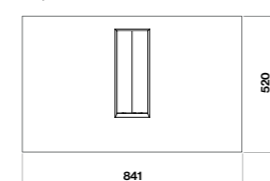
Spare filter cellular charcoal h60 mm
KACL.952

Base grid filter h60 mm
KACL.955

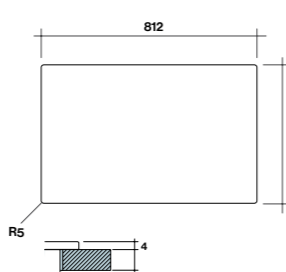
Front view



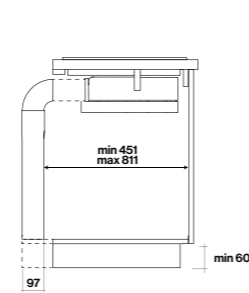
Top view



Over top installation
Cutout size

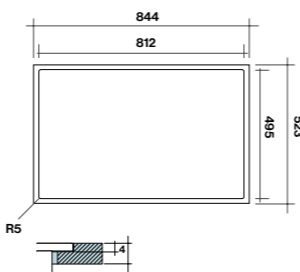


Side view



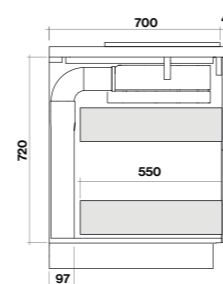
*recirculating version with
KACL.951 (h60) filter

Flush installation
Cutout size

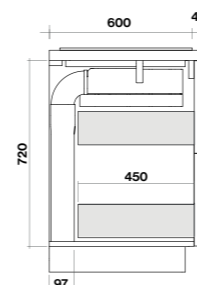


Installation examples:

Installation
on a 70cm top

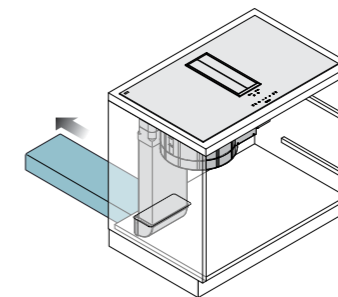


Installation
on a 60cm top



Exhausting version*

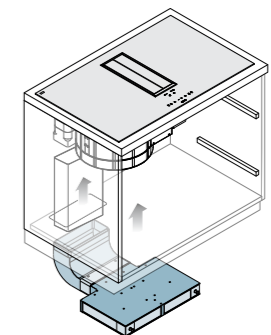
Rectangular ducting (KACL.352)



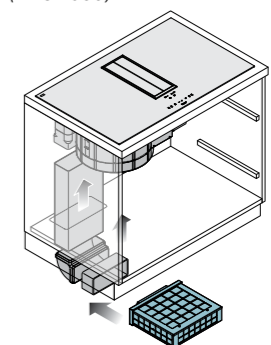
*Exhausting version:
socket min. height 100 mm.

Recirculating version**

Underbase h60 filter (KACL.951)



Small underbase Carbon.Zeo filter
(KACL.930)



**Recirculating version:
socket min. height 60 mm.



Modula.

Excellence and modularity.

The name "Modula" expresses the concept at the basis of this project perfectly: a modular, integrated cooking and extraction system that can be configured according to different needs.

This product is available in a range of configurations, creating the perfect combination of cooking and extraction elements. All housed in a steel frame, making it easy to install and clean, and offering a total integration in the worktop.



Modularity and uniqueness.

The concept of modularity, at the foundation of the "modula" project, responds to the different needs and habits in the kitchen, offering multiple cooking systems, while maintaining the characteristics and advantages of a product conceived as a unique and defined element.

Total integration and the cleanest lines.

The hood is completely integrated into the worktop thanks to a stainless steel frame that surrounds the various cooking modules, and the electronic flap system, which guarantees a completely flat work area, with no joints or other raised elements.

Flex surface.

Thanks to the "Flex surface" technology, the induction acts uniformly on all the cooking zones, which can be joined to guarantee maximum versatility in the use of pots of different types and sizes.

The finest materials

Modula is composed of elements in ceramic glass and steel to create a sharp, geometric and elegant design.

The frame and extraction flaps are made of high-quality stainless steel (AISI 304) with a satin Scotch Brite finish, guaranteed to endure every test and to provide long-lasting quality, with exceptional craftsmanship in every detail.

Efficiency and quietness.

A powerful, efficient brushless motor, combined with research into airflow and the use of insulating materials, allows optimum extraction performance with the minimum noise.

Optimum filtration with Carbon.Zeo technology.

In the recirculating version, Carbon.Zeo technology provides excellent performance in the reduction of odours and moisture from cooking fumes through the use of Zeolite.



Life inspired.

Modula NEW

- Motorized flap system
- Stainless steel AISI 304 frame
- Brushless motor
- Schott black ceramic glass
- Touch control with display
- Cooking areas with Flex Surface technology
- Bridge function
- 9 cooking levels + Booster
- Pot detection sensor
- Automatic cut-off timer
- Timer / minute minder
- Keep Warm function
- Safety switch off / Safety lock function
- Residual heat indicator
- Metallic filter saturation warning
- Carbon.Zeo filter saturation warning

Modula/M1
Worktop - 84 cm

Motor and Control
 600 m³/h
 9 levels + Booster

Energy Class
 A+

Max. Power
 150 W (suction)

Sound Pressure Level
 64dB(A)re1pW

Max. speed
 64dB(A)re1pW

Min. speed
 47dB(A)re1pW

Worktop - 84 cm*
 600 m³/h
8034122359335

Modula/M2
Worktop - 84 cm

Motor and Control
 600 m³/h
 9 levels + Booster (induction)
 2 zones - 9 levels (teppanyaki)

Energy Class
 A+

Max. Power
 150 W (suction)
 3200 W (teppanyaki)

Sound Pressure Level
 64dB(A)re1pW

Max. speed
 64dB(A)re1pW

Min. speed
 47dB(A)re1pW

Worktop - 84 cm*
 600 m³/h
8034122359625

Modula/M3
Worktop - 114 cm

Motor and Control
 2x600 m³/h
 9 levels + Booster (induction)
 2 zones - 9 levels (teppanyaki)

Energy Class
 A+

Max. Power
 280 W (suction x 2)
 3200 W (teppanyaki)

Sound Pressure Level
 69dB(A)re1pW (2 elementi)

Max. speed
 69dB(A)re1pW (2 elementi)

Min. speed
 47dB(A)re1pW

Worktop - 114 cm*
 2x600 m³/h
8034122359618

Accessories

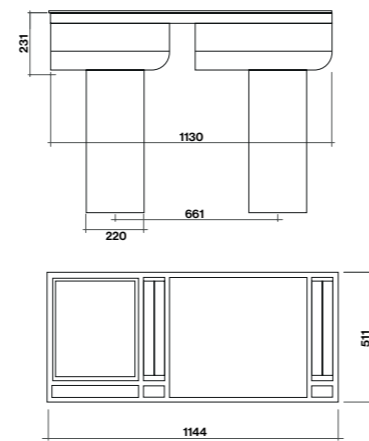
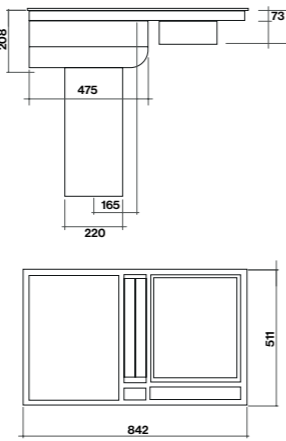
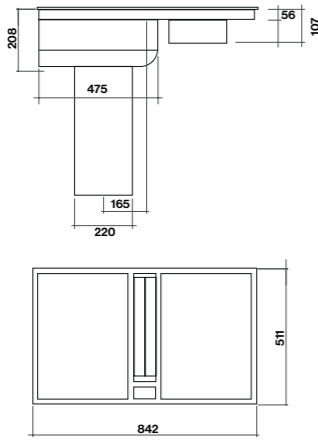
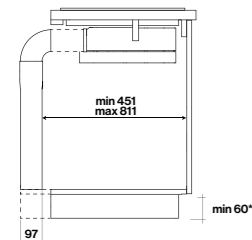
Filter: Carbon.Zeo, Small
 KACL.930

Spare filter Carbon.Zeo Small
 KACL.931

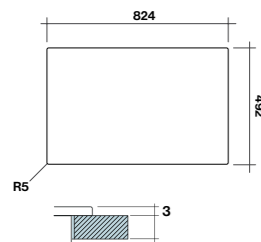
Filter: cellular charcoal, h60mm
 KACL.951

Spare filter cellular charcoal h60mm
 KACL.952

Base grid filter h60 mm
 KACL.955

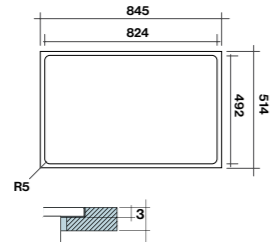


All versions:
 Side View



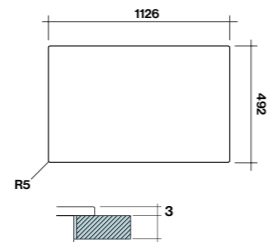
Cut-out size,
 over top installation
 (M1 / M2)

Modula/M1:
 38 cm Induction Hob
 x 2



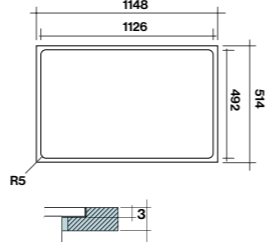
Cut-out size,
 flush installation
 (M1 / M2)

Modula/M2:
 Teppanyaki + 38 cm Induction
 Hob



Cut-out size,
 over top installation
 (M3)

Modula/M3:
 Teppanyaki + 60 cm Induction Hob



Cut-out size,
 flush installation
 (M3)

*Modula M1 and M2 are available starting March 2019. Modula M3 is available starting June 2019.

**Integrated cooking systems.
 Modula**



Modula/M1



Modula/M2



Modula/M3



Sintesi. The synthesis of excellence.

Sintesi features a clean, geometric design where no detail is superfluous. A solution completely integrated into the worktop with extraction equipment housed in the rear section. This brings greater practicality to the cooking area and at the same time maximises the space available within the kitchen units. Sintesi ensures maximum quietness and energy efficiency using an innovative brushless motor. A product that combines depth of experience and "know-how" in the field of extraction with cutting-edge cooking technology, representing the synthesis of "Made in Falmecc" excellence.

Rear extraction.

Cooking fumes are extracted from the rear area, along the different cooking zones.

Total integration.

The hood is completely integrated within the worktop thanks to flush installation and folding flaps, to leave a completely flat work surface with no ridges or other raised elements.

Efficiency and quietness.

A powerful, efficient brushless motor, combined with research into airflow and the use of insulating materials, allows optimum extraction performance with the minimum noise.

Ease of installation and best use of space.

Cooking and extraction are combined in a single element, making installation easy, with no need to adapt the hob or use sealants for flush installation. The hood develops vertically, in the rear section, maximising the space available in the kitchen cabinets.

Uniform cooking surfaces.

A flat, clean-lined surface, with no raised elements, for more practical cooking on different zones and easier cleaning.

Optimum filtration with Carbon.Zeo technology.

In the recirculating version, Carbon.Zeo technology provides excellent performance in the reduction of odours and moisture from cooking fumes through the use of Zeolite.

Auto mode.

In this mode, Sintesi automatically regulates the extraction power as required, guaranteeing the right ratio between energy consumption and extraction power at all times.

Flex surface.

Thanks to the "Flex surface" technology, the induction acts uniformly on all the cooking zones, which can be joined to guarantee maximum versatility in the use of pots of different types and sizes.



Learn more
about Sintesi.



Sintesi **NEW**

- Motorized flap system
- Stainless steel AISI 304 frame
- Brushless motor
- Schott black ceramic glass
- Auto mode (suction speed automatically adjusts to cooking power)
- Touch control with display
- 4 cooking areas with Flex Surface technology
- Double bridge
- 9 cooking levels + Booster
- Pot detection sensor
- Automatic cut-off timer
- Timer / minute minder
- Keep Warm function
- Safety switch off / Safety lock function
- Residual heat indicator
- Metallic filter saturation warning
- Carbon.Zeo filter saturation warning

Accessories

Filter: Carbon.Zeo, Small
KACL.930

Spare filter Carbon.Zeo Small
KACL.931

Filter: cellular charcoal, h60mm
KACL.951

Spare filter cellular charcoal h60 mm
KACL.952

Base grid filter h60 mm
KACL.955

Worktop – 90 cm
600 m³/h
8034122358918

Size

88 x 51 cm

Motor and Control

600 m³/h

9 speed + booster

Filters

Metallic Grease Filter

Flush / Half-flush

Energy Class

A++

Max. Power

150 W (suction)

Sound Pressure Level

Max. speed

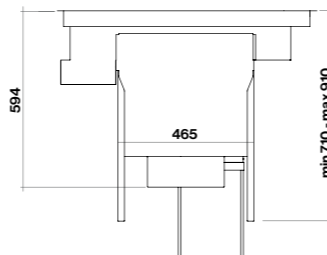
66dB(A)re1pW

Min. speed

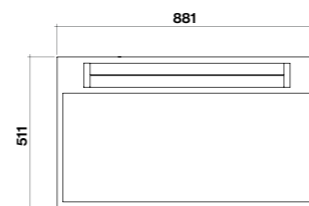
48dB(A)re1pW

Weight

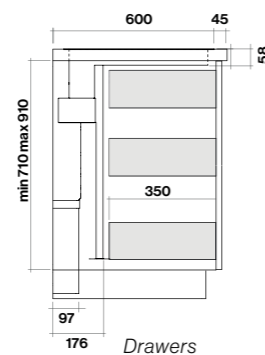
29 Kg



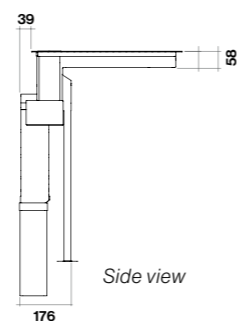
Front view



Top view



Drawers

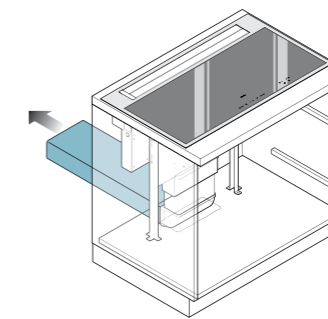


Side view

Examples:

Exhausting version*

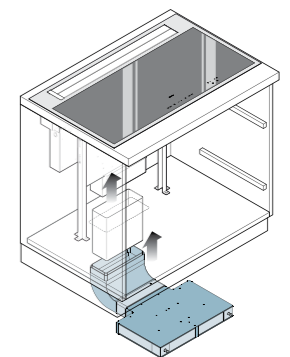
Rectangular ducting (KACL.352)



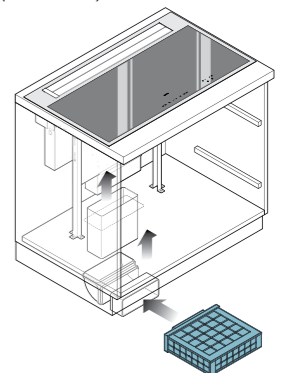
*Exhausting version:
socket min. height 100 mm.

Recirculating version**

Small underbase h60 filter (KACL.951)

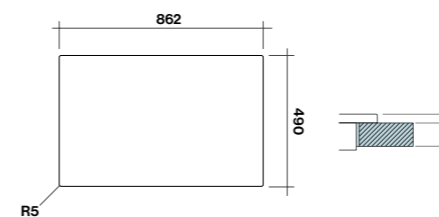


Small underbase Carbon.Zeo filter
(KACL.930)

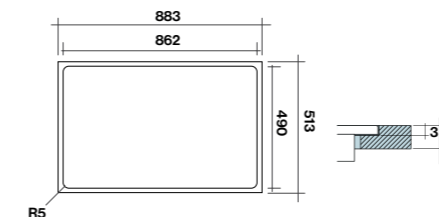


*Recirculating version:
socket min. height 60 mm.

Over top installation
Cutout size



Flush installation
cutout size





Piano. Professional feeling.

Piano, designed as a standalone extraction element, offers maximum flexibility in the choice of cooking elements depending on your needs and preferences in the kitchen. Distinguished by its industrial design and professional edge conferred by the AISI 304 steel extraction element. Equipped with manually adjustable flaps designed for enhanced aerodynamics and higher velocity inlet air, Piano is available in two versions, with central or side extractor.

Maximum freedom.

Piano is designed as a standalone extraction element, for use with any induction hob, and guarantees maximum versatility and adaptability in your choice of worktop.

Stainless charm.

Piano is made completely of high-quality stainless steel (AISI 3014) with a satin Scotch Brite finish, guaranteed to endure every test and to provide long-lasting quality, with exceptional craftsmanship in every detail, in keeping with Made in Italy tradition.

Two versions: central or side.

With Piano you can choose from two different options: once central extraction element or two side-positioned elements, depending on your worktop and on your particular taste and requirements.

More installation possibilities.

Piano can be installed flush or set on top of your worktop, with the motor positioned at the base of the worktop or in a remote position. This allows greater flexibility in the design and the best possible use of the available space, whatever the size and style of your kitchen.

Extraction power.

Piano uses a powerful and reliable motor with a power of 1000 cubic metres an hour in the single extractor version and 1200 cubic metres an hour in the double extractor version.

Optimum extraction with Carbon.Zeo technology.

In the filter version, Carbon.Zeo technology provides excellent performance in the reduction of odours and moisture from cooking fumes through the use of Zeolite.



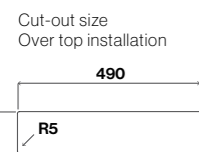
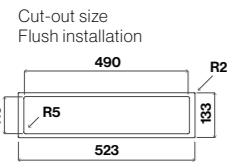
Learn more
about Piano.



Piano

- AISI 304 stainless steel, scotch Brite finish
- Adjustable flaps
- Oil collector
- Touch control
- Stainless steel filter
- Optional regenerable combine Carbon.Zeo filter

•Piano can be installed only when using induction hobs.



**Piano
Single element**

Motor and Control
1000 m³/h
3 spd + boost, touch control
Power
150 W (suction)
Filters
Carbon.Zeo filter (optional)
Energy Class
B
Sound Pressure Level
Max. speed 71 dB(A)re1pW
Min. speed 62 dB(A)re1pW

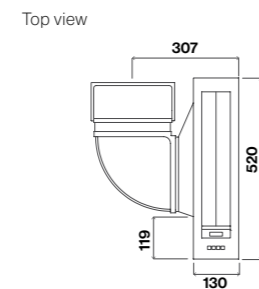
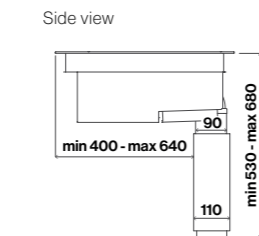
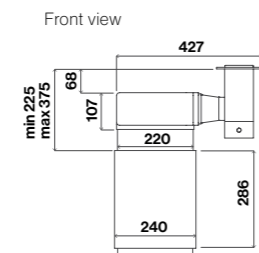
**Piano
Twin elements**

Motor and Control
1200 m³/h
3 spd + boost, touch control
Power
150 W (suction)
Filters
Carbon.Zeo filter (optional)
Energy Class
B
Sound Pressure Level
Max. speed 74 dB(A)re1pW
Min. speed 65 dB(A)re1pW

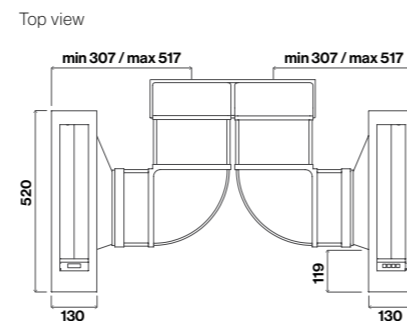
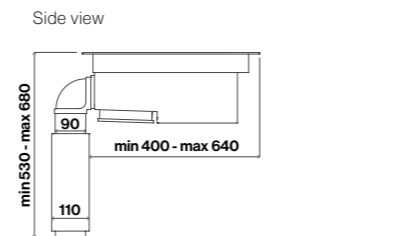
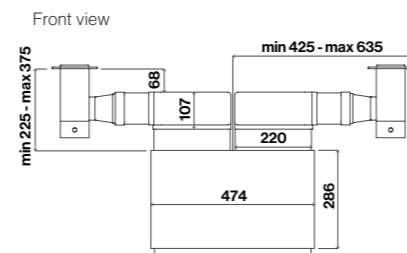
Worktop – Single element
1000 m³/h
8034122354859

Worktop – Twin elements
1200 m³/h
8034122355344

Single element



Twin elements

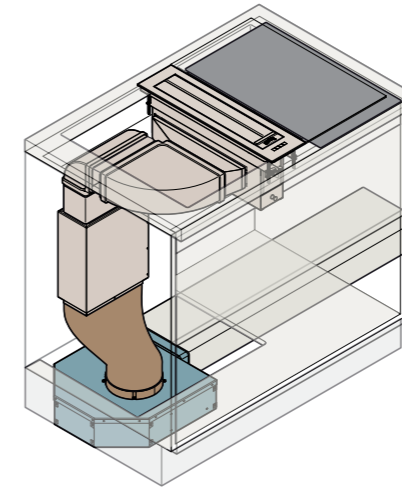


**Integrated cooking systems.
Piano**

Installation Examples.

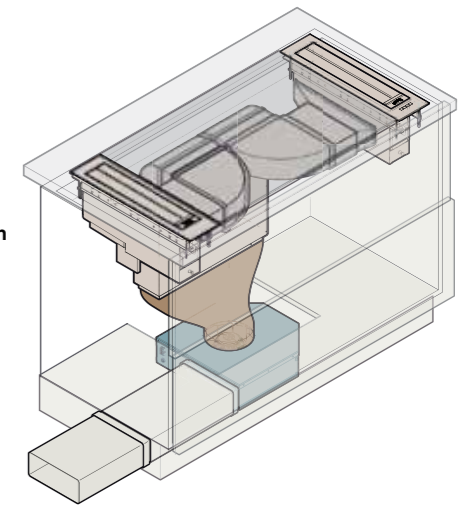
Configuration 01
Exhaust version
Single element
Right air outlet

- Hood body
8034122354859
- Right outlet junction
KACL.761
8034122710266
- 1000 m³/h motor
KACL.701#41F
8034122710044



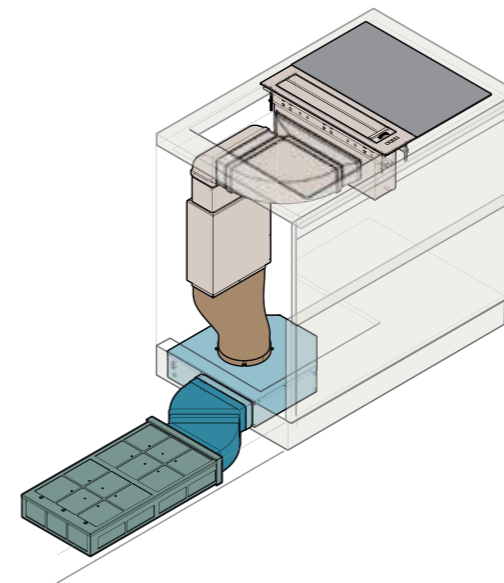
Configuration 02
Exhaust version
Twin elements
Left air outlet

- Hood body
8034122355344
- Left outlet junction
KACL.762
8034122710273
- 1200 m³/h motor
KACL.702#4CF
8034122710365



Configuration 03
Recirculating version
Single element
Left air outlet

- Hood body
8034122354859
- Left outlet junction
KACL.760
8034122710266
- 1000 m³/h motor
KACL.701#41F
8034122710044
- Double horizontal elbow
KACL.345
8034122710396
- Carbon.Zeo Underbase compact filter kit
KACL.945
8034122711065



For more information on the installation, see page 282.

For a complete list of ducting accessories, see page 278.

Induction hobs.

The best combination for your kitchen.

Falmec has developed a new collection of induction hobs, specifically designed to match the design and performance of its hoods. Maximum precision in temperature control, speed of cooking and the ideal dimensions to suit any space: with Falmec induction hobs it's never been easier to achieve great results in the kitchen.



Dialogue System.

The different functions of the hood can be directly controlled from the hob, using the integrated touch control feature. Communication between the hob and the hood happens via radio waves, and requires no additional receivers to be installed in the hood. The Dialogue System is compatible with all Falmec hoods featuring remote control.



Induction hobs
38 cm



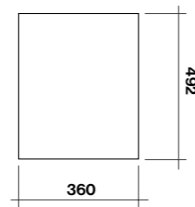
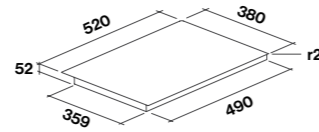
Induction hob - 38 cm

NEW

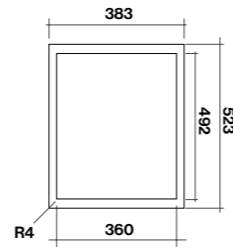
- 2 cooking zones
- Bridge function
- Schott black glass
- Touch controls with red LED display
- Easy installation system
- 9 cooking levels + Double Booster
- Pan detector sensor
- Automatic cut-off timer
- Timer / minute minder
- Keep warm function
- Safety switch-off

Induction hob - 38 cm

Size
38 x 52 cm
Voltage/Frequency
220-240V 50/60 Hz
Max. power
3,5 kW
Power cord
1,5 m
Installation
Flush/Over top
Weight
7 kg



Cut-out size
Over top installation



Cut-out size
Flush installation

Induction - 38 cm
8034122900162

Induction hobs
38 cm Plus



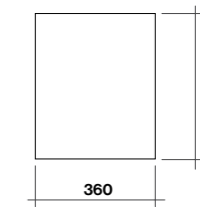
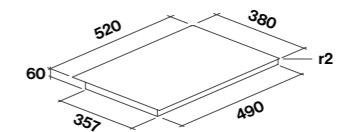
Induction hob - 38 cm Plus

NEW

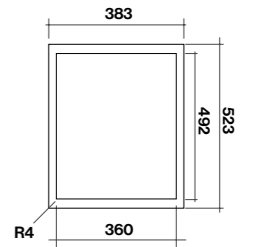
- 2 cooking zones with Full Power technology
- Bridge function
- Schott black glass
- Slider touch controls with red LED display
- Easy installation system
- 9 cooking levels + Power function (Over Boost)
- Automatic switch-on function (fast heating up)
- Pan detector sensor
- Automatic cut-off timer
- Timer / minute minder
- Pause function
- Recall function
- Keeping warm function on 3 temperature levels: 42° keeping / 70° food defrosting / 94° intermediate cooking (pre boiling)
- Safety switch-off / safety lock function
- Residual heat indicator

Induction hob - 38 cm

Size
38 x 52 cm
Voltage/Frequency
220-240V 50/60 Hz
Max. power
3,5 kW
Power cord
1,5 m
Installation
Flush/Over top
Weight
7 kg




Cut-out size
Over top installation



Cut-out size
Flush installation

Induction - 38 cm (Plus)
8034122900186

**Induction hobs
59 cm**



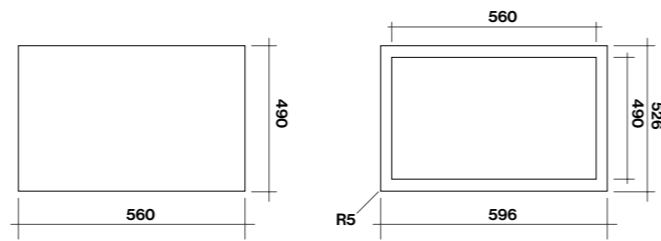
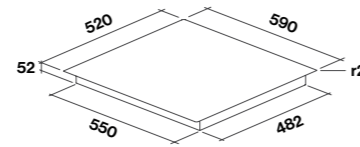
Induction Hob - 59 cm

- 4 cooking zones with automatic pots recognition
- Residual heat indicators
- Booster function
- Timer for each cooking zone
- Recall function: restore settings cooktop in case of accidental switching off
- Keep warm function: maximum temperature 70°
- Temporary block functions for cleaning
- Slider control for each cooking zone with 11 heating levels

Induction hob – 59 cm

Size
59 x 52 cm
Voltage/Frequency
220-240V 50/60 Hz
Max. power
7,4 kW
Power cord
1,5 m
Installation
Flush/Over top
Weight
10 kg

Induction – 59 cm
8034122900032



Cut-out size
Over top installation

Cut-out size
Flush installation

**Induction hobs
88 cm**



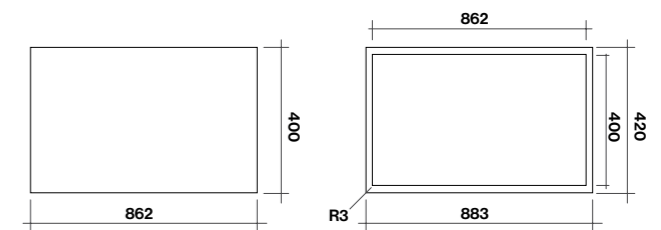
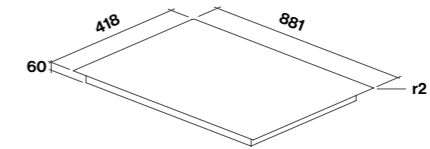
Panoramic Induction Hob - 88 cm NEW

- Schott black ceramic glass
- Hood control integrated in the glass (Dialogue System)
- Touch control with display
- 4 cooking areas with Flex Surface technology
- Double bridge
- 9 cooking levels + Booster
- Pot detection sensor
- Automatic cut-off timer
- Timer / minute minder
- Keep Warm function
- Safety switch off / Safety lock function
- Residual heat indicator
- Power management on three levels: 2.8 kw, 3.5 kw, 7.4 kw.

Induction hob – 88 cm

Size
88 x 42 cm
Voltage/Frequency
220-240V 50/60 Hz
Max. power
2,8/3,5/7,4 kW
Power cord
1,5 m
Installation
Flush/Over top
Weight
13 kg

Induction – 88 cm
8034122900179



Cut-out size
Over top installation

Cut-out size
Flush installation

E.ion® System.

The only hoods that purify the air.

Falmec offers unique technology that allows you to recreate an ionic atmosphere in your kitchen, by means of controlled bipolar ionisation. Ionic atmospheres naturally eliminate unpleasant odours and also re-establish optimal ionic equilibrium, with noticeable benefits for your physical and psychological wellbeing.

Falmec patented technology.

Using controlled bipolar ionisation, E.ion® System hoods release ions similar to those present in the atmosphere into your kitchen. This neutralises unpleasant odours as well as irritants and pollutants such as bacteria, viruses, mites, pollen, spores, dust, and exhaust and other fumes. Ions also have a positive effect on physical and psychological wellbeing, improving mood and concentration.



A sensor that measures air quality.

E.ion® System hoods have a specially-developed sensor in the shape of the leaf to detect the presence of volatile organic compounds (VOCs), odorous gases, formaldehyde, cigarette smoke and all other pollutants found in the air. It is therefore an excellent indicator for measuring air quality in your home. This information is indicated by the colour of the leaf which gradually turns from yellow to green as the atmosphere improves.

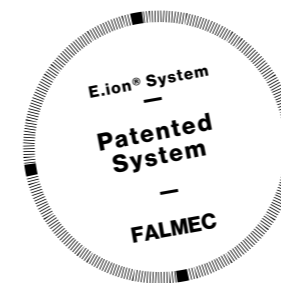


Automatic mode.

Thanks to the automatic function, whenever the sensor detects a deterioration in air quality in your home, the hood activates automatically, purifying and sanitising the air.

Certified efficiency.

Controlled bipolar technology and its adaptation for Falmecc extraction systems are protected under international patent and certification by independent bodies. Tests carried out at the Universities of Udine and Milan according to standard Uni 13725:2004 have demonstrated a certifiable reduction of up to 95% of unpleasant odours.



Learn more about E.ion® System



No ozone emission



Unpleasant odours



Cigarette smoke



Viruses



Bacteria



Mould and fungus



Spores and allergen

Life inspired.



Oceano E.ion® NEW

- Scotch Brite stainless steel (AISI 304), white or black tempered glass
- Ionising system for air purification
- Touch control + leaf sensor
- Led lighting
- Combined regenerable Carbon.Zeo filter
- Top filter removable and washable.

Spare parts

Filter: Carbon.Zeo
2x 101078811

Island – 180 cm

Motor and Control
2x500 m³/h
3 speed touch control
+ leaf sensor

Anti-odour filters
Carbon.Zeo filter

Lighting
Strip Led 76 W (5500 K)

Sound pressure level

Min. speed
52dB(A)re1pW

Max. speed
67dB(A)re1pW

**Minimum distance
from cooker top**

Gas hob: 59 cm
Electric hob: 52 cm

Weight
80 kg

Island – 180 cm

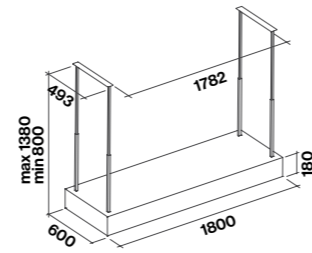
White – 2x500 m³/h
8034122357430

Island – 180 cm

Black – 2x500 m³/h
8034122358086

Island – 180 cm

Steel – 2x500 m³/h
8034122358079



White Glass / Black Glass / Inox



E.ionSystem

E.ion® System
Oceano E.ion®



Life inspired.



Mare E.ion®

- White or black glass
- Ionising system for air purification
- Perimeter suction with tempered glass panel
- Touch control + leaf sensor
- Led lighting
- Combined regenerable Carbon.Zeo filter
- Top filter removable and washable.

Spare parts

Filter: Carbon.Zeo
101078810

Optional accessories

Wire rope: Adjustable up to 240 cm steel
KACL.140

Wall – 66 cm
Island – 66 cm

Motor and Control
450 m³/h
3 spd + boost, touch control + leaf sensor
Anti-odour filters
Carbon.Zeo filter

Lighting
Led 4x1,2 W (3200 K)
Sound pressure level

Min. speed
56dB(A)re1pW
Max. speed
63dB(A)re1pW

Minimum distance from cooker top
Gas hob: 60 cm
Electric hob: 52 cm

Weight
Wall version: 32 kg
Island version: 29 kg

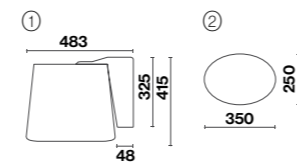
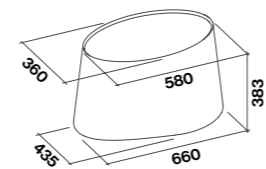
Wall – 66 cm
White – 450 m³/h
8034122347936

Wall – 66 cm
Black – 450 m³/h
8034122347943

Island – 66 cm
White – 450 m³/h
8034122346991

Island – 66 cm
Black – 450 m³/h
8034122347004

Design Pareschi-atelierP



1 - Support for wall version.
2 - Support for island version, adjustable up to 110 cm steel wire rope included.

E.ion® System
Mare E.ion®



White Glass / Black Glass



E.ionSystem 



Spring E.ion®

- White or black glass
- Ionising system for air purification
- Perimeter suction with tempered glass panel
- Touch control + leaf sensor
- Neon lighting
- Combined regenerable Carbon. Zeo filter
- Metallic grease filter, removable and washable.

Spare parts

Filter: Carbon.Zeo
2x 101078811

Optional accessories

Wire rope: Adjustable up to 240 cm steel
KACL.140

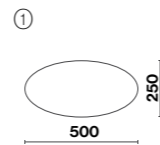
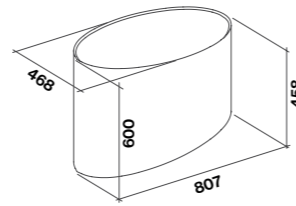
Island – 80 cm

Motor and Control
600 m³/h
3 speed touch control
+ leaf sensor
Anti-odour filters
Carbon.Zeo filter
Lighting
Neon 3x13 W (6500 K)
Sound pressure level
Min. speed
57dB(A)re1pW
Max. speed
64dB(A)re1pW
Minimum distance from cooker top
Gas hob: 60 cm
Electric: 52 cm
Weight
53 kg

Island – 80 cm
White – 600 m³/h
8034122348568

Island – 80 cm
Black – 600 m³/h
8034122348537

Design Pareschi-atelierP



1- Support for island version, adjustable up to 110 cm steel wire rope included.

White Glass / Black Glass





Zephiro E.ion®

- White or black glass satin finishing
- Ionising system for air purification
- Perimeter suction with tempered glass panel
- Touch control + leaf sensor
- Led lighting
- Combined regenerable Carbon.Zeo filter
- Top filter removable and washable.

Wall – 67 cm
Island – 67 cm

Motor and Control
450 m³/h
3 spd + boost, touch control
+ leaf sensor

Anti-odour filters
Carbon.Zeo filter

Lighting
Led 4x1,2 W (3200 K)

Sound pressure level

Min. speed
56dB(A)re1pW

Max. speed
63dB(A)re1pW

Minimum distance from cooker top

Gas hob: 60 cm
Electric hob: 52 cm

Weight
Wall version: 34 kg
Island version: 32 kg

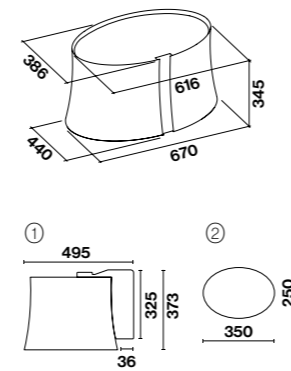
Wall – 67 cm
White – 450 m³/h
8034122347998

Wall – 67 cm
Black – 450 m³/h
8034122348001

Island – 67 cm
White – 450 m³/h
8034122347073

Island – 67 cm
Black – 450 m³/h
8034122347080

Emo Design



1 - Support for wall version
2 - Support for island version, adjustable up to 110 cm steel wire rope included.

Spare parts

Filter: Carbon.Zeo
101078810

Optional accessories

Wire rope: Adjustable up to 240 cm steel
KACL140

White Satin Glass / Black Satin Glass



Life inspired.

Marilyn E.ion®

- Handmade white ceramic
- Ionising system for air purification
- Perimeter suction with tempered glass panel
- Touch control + leaf sensor
- Led lighting
- Combined regenerable Carbon.Zeo filter
- Top filter, removable and washable.

Spare parts

Filter: Carbon.Zeo
101078810

Optional accessories

Wire rope: Adjustable up to
240 cm steel
KACL.140

Wall – 67 cm
Island – 67 cm

Motor and Control
450 m³/h
3 spd + boost, touch control
+ leaf sensor

Anti-odour filters
Carbon.Zeo filter

Lighting
Led 4x1,2 W (3200 K)

Sound pressure level

Min. speed
56dB(A)re1pW

Max. speed
63dB(A)re1pW

Minimum distance

from cooker top
Gas hob: 60 cm

Electric hob: 52 cm

Weight

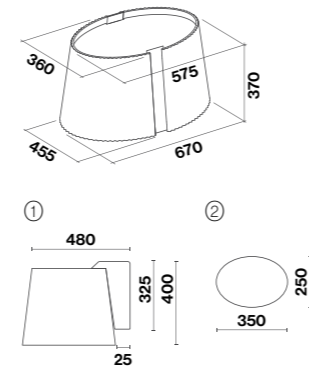
Wall version: 36 kg

Island version: 33 kg

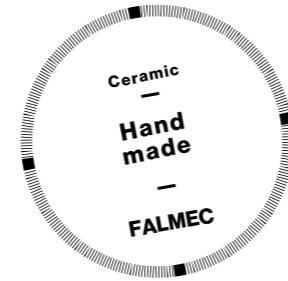
Wall – 67 cm
White – 450 m³/h
8034122347929

Island – 67 cm
White – 450 m³/h
8034122346977

Design Pareschi-atelierP



1- Support for wall version.
2- Support for island version, adjustable
up to 110 cm steel wire rope included.



E.ion® System
Marilyn E.ion®





Twister E.ion®

- Aluminium, titanium or black finish
- Ionising system for air purification
- Perimeter suction with tempered glass panel
- Touch control + leaf sensor
- Led lighting
- Combined regenerable Carbon.Zeo filter
- Top filter, removable and washable.

Spare parts

Filter: Carbon.Zeo
101078810

Optional accessories

Wire rope: Adjustable up to 240 cm steel
KACL.140

Wall – 45 cm
Island – 45 cm

Motor and Control
450 m³/h
3 spd + boost, touch control
+ leaf sensor

Anti-odour filters
Carbon.Zeo filter

Lighting
Led 4x1,2 W (3200 K)
Sound pressure level

Min. speed
56dB(A)re1pW

Max. speed
63dB(A)re1pW

Minimum distance from cooker top

Gas hob: 60 cm
Electric hob: 52 cm

Weight
Wall version: 26 kg
Island version: 23 kg

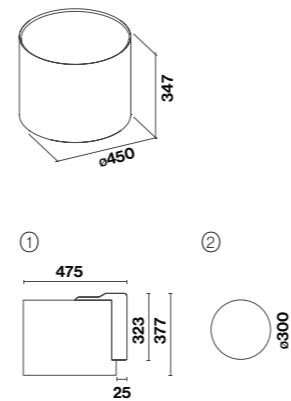
Wall – 45 cm
Titanium – 450 m³/h
8034122347981

Wall – 45 cm
Black – 450 m³/h
8034122349022

Island – 45 cm
Titanium – 450 m³/h
8034122347066

Island – 45 cm
Black – 450 m³/h
8034122349015

Design Studio Rigo



1 - Support for wall version
2 - Support for island version, adjustable up to 110 cm steel wire rope included.

Titanium / Black





Gruppo Incasso E.ion® NEW

- Scotch Brite stainless steel (AISI 304)
- Ionising system for air purification
- Touch control + leaf sensor
- Led lighting
- Combined regenerable Carbon.Zeo filter
- Top filter, removable and washable.

Built-in – 50/70 cm
450 m³/h
Motor and Control
450 m³/h
3 spd + boost, touch control + leaf sensor
Anti-odour filters
Carbon.Zeo filter
Lighting
Led 2x1,2 W (3200 K)
Sound pressure level
Min. speed
56dB(A)re1pW
Max. speed
63dB(A)re1pW
Minimum distance from cooker top
Gas hob: 56 cm
Electric hob: 52 cm
Weight
50cm version: 24 kg
70cm version: 26 kg


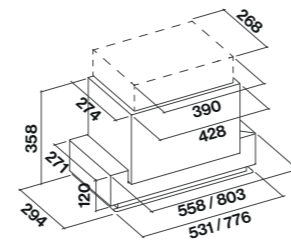
Built-in – 50 cm
450 m³/h
8034122359342
Built-in – 70 cm
450 m³/h
8034122359014

Spare parts

Filter: Carbon.Zeo
101078810

Optional accessories

Adjustable Extension max. h100 cm
KACL.465



***Adjustable distance**
+11 / -16mm
Cut-out size
506 mm x 262 mm (50cm)
751 mm x 262 mm (70cm)



Eolo E.ion®

- White or black glass
- Ionising system for air purification
- Perimeter suction with tempered glass panel
- Touch control + leaf sensor
- Led lighting
- Combined regenerable Carbon.Zeo filter
- Top filter, removable and washable.

Wall – 45 cm
Island – 45 cm

Motor and Control
450 m³/h
3 spd + boost, touch control + leaf sensor
Anti-odour filters
Carbon.Zeo filter
Lighting
Led 4x1,2 W (3200 K)
Sound pressure level
Min. speed
56dB(A)re1pW
Max. speed
63dB(A)re1pW
Minimum distance from cooker top
Gas hob: 60 cm
Electric hob: 52 cm
Weight
Wall version: 33 kg
Island version: 30 kg

Wall – 45 cm
White – 450 m³/h
8034122347899

Wall – 45 cm
Black – 450 m³/h
8034122347950

Island – 45 cm
White – 450 m³/h
8034122347011

Island – 45 cm
Black – 450 m³/h
8034122347028

Spare parts

Filter: Carbon.Zeo
101078810

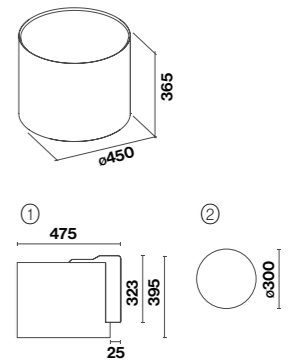
Optional accessories

Wire rope: Adjustable up to 240 cm steel
KACL.140


White Glass / Black Glass



Design Studio Rigo



1 - Support for wall version.
2 - Support for island version, adjustable up to 110 cm steel wire rope included.



Rubik E.ion®

- White or black tempered glass
- Ionising system for air purification
- Perimeter suction with tempered glass panel
- Touch control + leaf sensor
- Led lighting
- Combined regenerable Carbon.Zeo filter
- Top filter, removable and washable.

Wall – 42 cm
Island – 42 cm

Motor and Control
450 m³/h
3 spd + boost, touch control + leaf sensor
Anti-odour filters
Carbon.Zeo filter

Lighting
Led 4x1,2 W (3200 K)

Sound pressure level

Min. speed

56dB(A)re1pW

Max. speed

63dB(A)re1pW

Minimum distance

from cooker top

Gas hob: 60 cm

Electric hob: 52 cm

Weight

Wall version: 35 kg

Island version: 32 kg

Wall – 42 cm
White – 450 m³/h
8034122347967

Wall – 42 cm
Black – 450 m³/h
8034122347974

Island – 42 cm
White – 450 m³/h
8034122347035

Island – 42 cm
Black – 450 m³/h
8034122347042

Spare parts

Filter: Carbon.Zeo
101078810

Optional accessories

Wire rope: Adjustable up to 240 cm steel
KACL.140

White Glass / Black Glass



Lumiere E.ion®

- White tempered glass
- Ionising system for air purification
- Perimeter suction with tempered glass panel
- Touch control + leaf sensor
- Led lighting
- Combined regenerable Carbon.Zeo filter
- Top filter, removable and washable.

Wall – 67 cm
Island – 67 cm

Motor and Control
450 m³/h
3 spd + boost, touch control + leaf sensor
Anti-odour filters
Carbon.Zeo filter

Lighting
Led 4x1,2 W (3200 K)

Sound pressure level

Min. speed

56dB(A)re1pW

Max. speed

63dB(A)re1pW

Minimum distance

from cooker top

Gas hob: 60 cm

Electric hob: 52 cm

Weight

Wall version: 34 kg

Island version: 32 kg

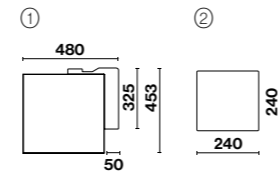
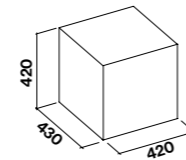
Spare parts

Filter: Carbon.Zeo
101078810

Optional accessories

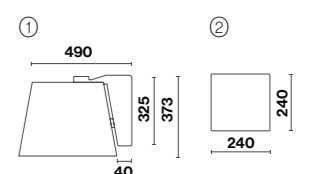
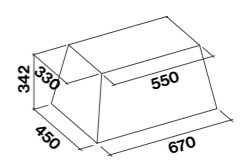
Wire rope: Adjustable up to 240 cm steel
KACL.140

Design Studio Rigo



1 - Support for wall version
2 - Support for island version, adjustable up to 110 cm steel wire rope included

Design Studio Rigo



1 - Support for wall version
2 - Support for island version, adjustable up to 110 cm steel wire rope included

Bellaria.

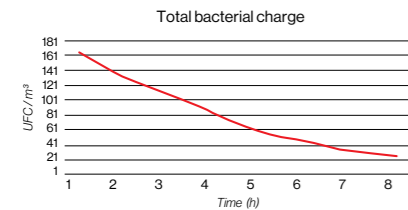
Bellaria changes the atmosphere of your home in every sense.

With the experience gained from the patented E.ion® System, Falmecc has developed an innovative solution to purify the air in any domestic environment: Bellaria, unique in its successful performance, quietness and design.



Certified Efficiency.

Tests carried out by the University of Padua, Department of Molecular Medicine, have certified a drastic reduction of the bacterial charge in the environment and a concrete reduction of mycotic charge in the presence of Bellaria. The test results highlighted a bacterial charge reduction of 85% and mycotic charge reduction of 71% in the environment.

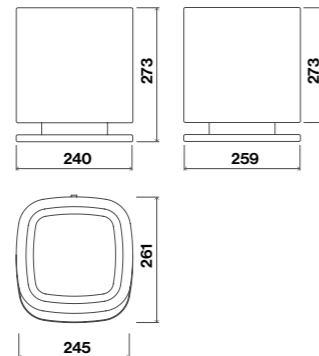
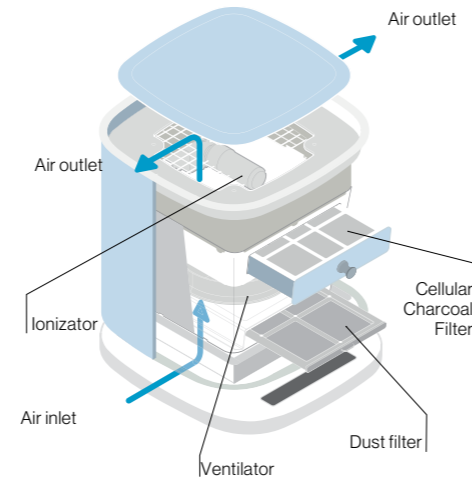


Enjoy pure air and a beautiful design, with unique technology.

Exclusive technology, fascinating aesthetics, Bellaria is made of handmade glass in line with the historical tradition of Venetian masters. A completely artisan production chosen by Falmecc in order to create a design product which unites the knowledge and passion of the best Italian artisan tradition.

Pure Design.

Bellaria is available in four colours selected to be in harmony with all furnishing trends and tastes: in the living room, in the kitchen, in the workplace, wherever you want. Moreover, Bellaria has a dual function as it purifies the air and provides ambient light with a led light adjustable in intensity.



Design Marco Zito
White / Sand gray
/ Yellow / Red



White
8034122900117

Sand Gray
8034122900124

Yellow
8034122900131

Red
8034122900148




Learn more on:
www.bellaria.falmecc.com

Circle.Tech

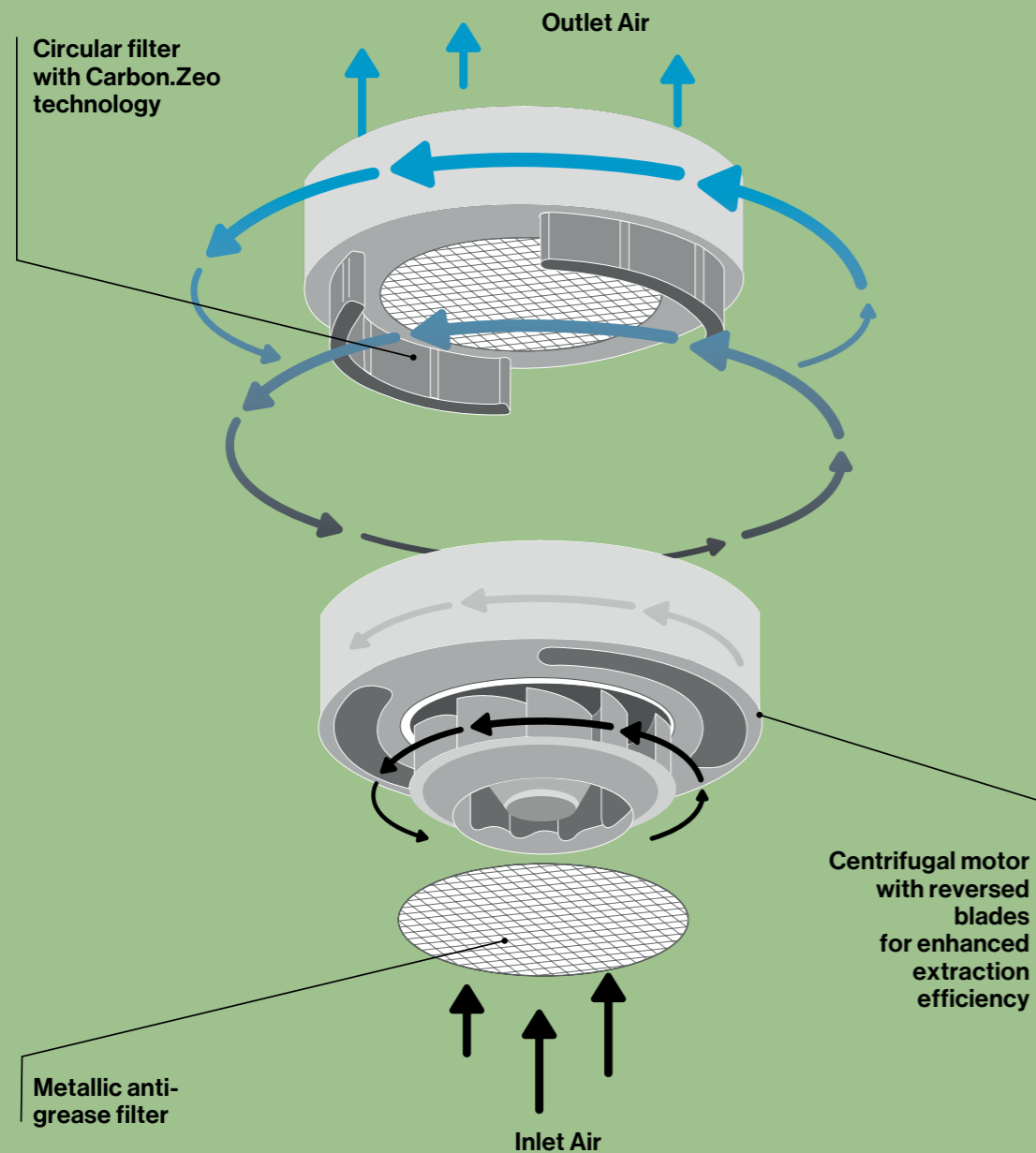
The new shape of filtration.

The circle represents perfection, the traditional symbol of something that has neither beginning nor end, formed of a single line whose ends join together and cancel each other out. Inspired by this form, Falmecc has developed a new line of hoods that combine extraction and filtration in a single element, allowing maximum efficiency and minimum impact on space.



Circle.Tech Technology

Technical sheet.



Carbon.

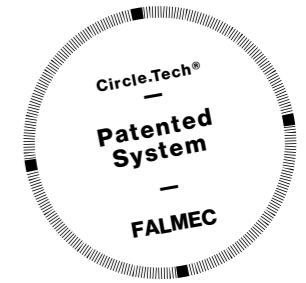
Active carbons are materials made principally of carbon in the form of graphite microcrystals, specially treated to create a porous structure with a vast internal surface area. These characteristics make it capable of trapping the molecules of many different types of substance, attracting and absorbing them.

Zeolite.

Zeolite is a mineral with a high capacity for absorbing organic compounds and water vapour. This property is directly due to the microporous nature of its crystalline structure. In addition, the chemical characteristics of zeolite mean that it releases heat on contact with moisture, thus reducing it. The use of zeolite is therefore important both for reducing odours and for absorbing water vapour produced during cooking.

Long-lasting product, simple maintenance.

The Carbon.Zeo combined filter has a long life, lasting at least 3 years, and up to 5 years, under normal conditions of use. We recommend to regenerate the filter every 18 months by placing it in an oven at 200°C for two hours. This process is extremely easy, with extraction performed in the lower part of the hood.



Learn more about our Circle.Tech technology.

Life inspired.



Circle.Tech
Spazio



Spazio NEW

- Stainless or black-painted steel chassis
- Circle.Tech technology with Carbon.Zeo filters
- Smoked glass shelves
- LED lighting
- Removable and washable metallic grease filter
- Equipped with power outlets and USB ports
- Ladle hanger, spices shelf, tablet holder included
- Indoor plants growing area (optional Falmec accessory)
- Remote control included
- Dialogue System-ready.

Spare parts

Filter: Carbon.Zeo
KACL.944

Optional accessories

Tissue holder (Black)
KACL.746#HF

Tissue holder (Steel)
KACL.746#IF

Kit 2 trays
KACL.744#IF

Light for plants growing area
KACL.745#IF

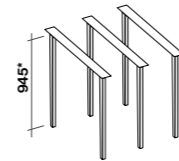
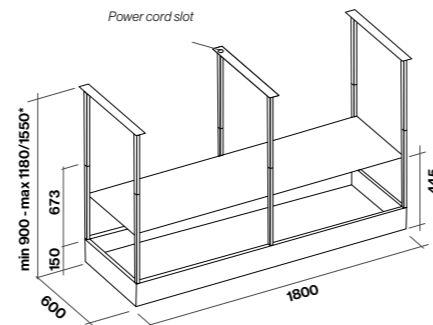
Extension Rods Kit Steel
KACL.748#IF

Extension Rods Kit Black
KACL.748#HF

Design Francesco Lucchese

Island – 180 cm

Motor and Control
600 m³/h
3 spd + boost, electronic control
Anti-odour filters
Carbon.Zeo
Lighting
4 x strip Led
(3000 K)
Sound pressure level
Min. speed
48dB(A)re1pW
Max. speed
61dB(A)re1pW
Minimum distance from cooker top
Gas hob: 65 cm
Electric hob: 52 cm
Weight
68 kg



*Max height with rod extension: 1550 mm.

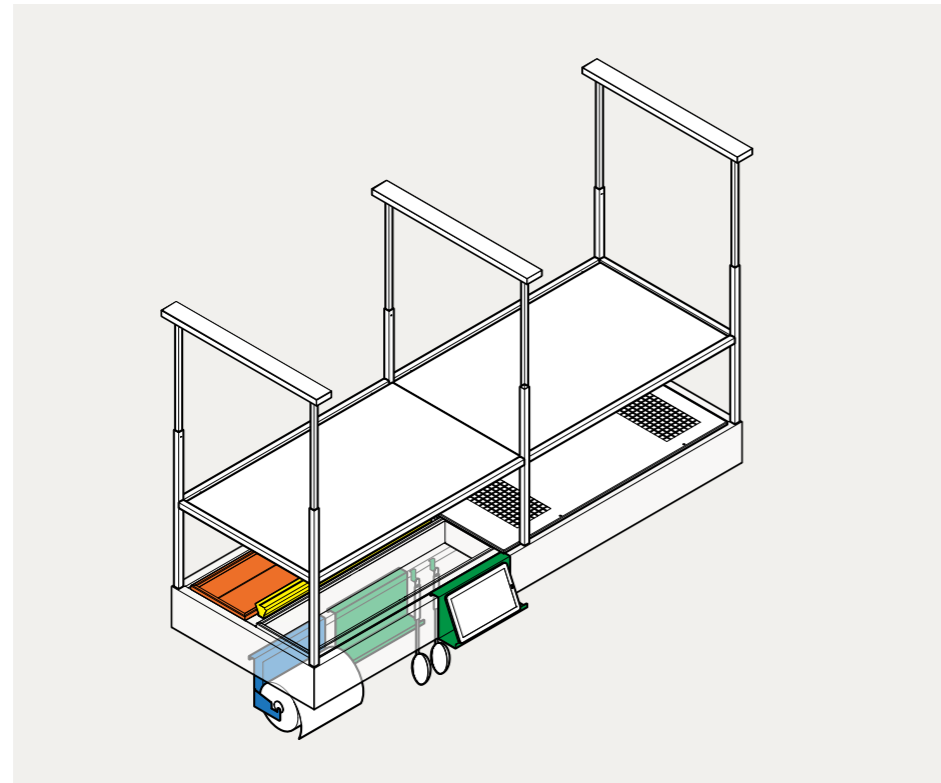
Island – 180 cm
Black – 600 m³/h
8034122476964

Island – 180 cm
Steel – 600 m³/h
8034122476957



Matte black / Steel



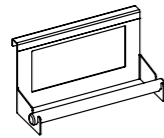


Included accessories

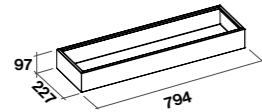
- Tablet holder
- Spices holder
- Ladle holder hooks

Optional accessories

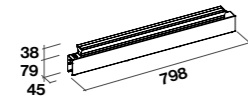
- KACL.746#HF
Tissue holder (Black)
- KACL.746#IF
Tissue holder (Steel)



- KACL.744#IF
Kit 2 trays for plants growing area



- KACL.745#IF
Light for plants growing area



Design
Francesco Lucchese

Spazio is a system that amplifies the features of a suspended hood. Its versatility is a keypoint that we reached by increasing available room around the hood, allowing use on multiple levels, for a complete and dynamic experience. On the hanging support shelf the plants are a living presence for a real interaction with the "ingredients" necessary for good cooking. The activities on the work surface are facilitated by a hanging rail for all the accessories and by a large lighting surface. The choice to create an air support has increased the capacity of the worktop, with a suspended kitchen area that multiplies its usability both on the horizontal and on the vertical plane, fully adapting to the work in the kitchen.



Circle.Tech
Vega



Vega **NEW**

- AISI 304 Stainless steel, painted white or black
- Tempered glass
- Circle.Tech technology with Carbon.Zeo filters
- Perimeter suction
- All-surface Led lighting
- Removable and washable metallic filter
- Remote control included
- Dialogue System-ready.

Spare parts

Filter: Carbon.Zeo
KACL.944

Ceiling – 115 cm

Motor and Control

600 m³/h
3 spd + boost, electronic control
Anti-odour filters
Carbon.Zeo filter

Lighting

Dynamic Led Light
50 W (2700-5600 K)

Sound pressure level

Min. speed
48dB(A)re1pW

Max. speed
61dB(A)re1pW

Minimum distance from cooker top

150 cm

Weight
45 kg

Ceiling – 115 cm

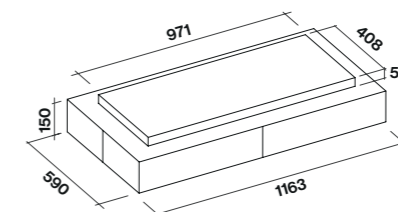
White – 600 m³/h
8034122477169

Ceiling – 115 cm

Black – 600 m³/h
8034122477176

Ceiling – 115 cm

Steel – 600 m³/h
8034122476940



Design
Emo Design

Vega is a filtering ceiling hood defined by a meticulous care of proportions, that with the use of Falmec Circle.Tech technology, allowed to design a product with extremely simple and light looks. The thin frame, available in different finishes, is separated into symmetrical segments that delineate a vertical visual detail making the product harmonious and delicate.

Finally, the perimeter suction and the lower lighting panel define an architectural and rational product suitable for all kitchen environments.

White / Black / Steel



Life inspired.



Levante **NEW**

- Up/Down lift system with height adjustment
- AISI 304 Stainless steel
- Stainless Steel Frame
- Tempered glass
- Circle.Tech technology with Carbon.Zeo filters
- Perimeter extraction
- Removable and washable metallic filter
- All-surface Dynamic Led lighting
- Remote control included
- Dialogue System-ready.

Spare parts

Filter: Carbon.Zeo
KACL.944

Island (Up/Down) – 120 cm

Motor and Control

600 m³/h
3 spd + boost, electronic control

Anti-odour filters

Carbon.Zeo filter

Lighting

Dynamic Led Light
50 W (2700-5600 K)

Sound pressure level

Min. speed
48dB(A)re1pW

Max. speed
61dB(A)re1pW

Minimum distance

from cooker top

Gas hob: 57 cm

Electric hob: 52 cm

Weight

71 kg

Island (Up/Down) – 120 cm

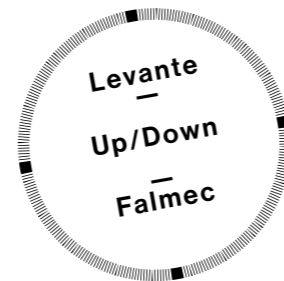
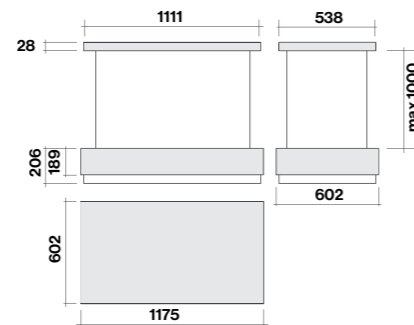
White – 600 m³/h

8034122477183

Island (Up/Down) – 120 cm

Black – 600 m³/h

8034122476933



White / Black



Circle.Tech
Levante



Life inspired.

Sophie **NEW**

- Painted/polished steel
- Circle.Tech technology with Carbon.Zeo filters
- Rotary switch
- Perimeter suction with glass panel
- Led lighting
- Removable and washable metallic filter
- Optional remote control
- Dialogue System-ready.

Spare parts

Filter: Carbon.Zeo
KACL.944

Optional accessories

Cables: adjustable up to 340 cm
KACL.143

Remote control
105080053

Island – 54 cm

Motor and Control
600 m³/h
3 spd + boost, rotary switch
Anti-odour filters
Carbon.Zeo filter
Lighting
Led stripe
18 W (4200 K)
Sound pressure level
Min. speed
47dB(A)re1pW
Max. speed
60dB(A)re1pW
Minimum distance from cooker top
Gas hob: 53 cm
Electric hob: 52 cm
Weight
21 kg

Island – 54 cm

White – 600 m³/h
8034122358031

Island – 54 cm

Anthracite – 600 m³/h
8034122358048

Island – 54 cm

Pewter – 600 m³/h
8034122476773

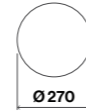
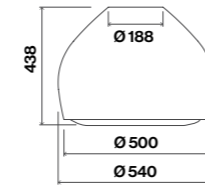
Island – 54 cm

Worn Copper – 600 m³/h
8034122476872

Island – 54 cm

Worn Brass – 600 m³/h
8034122476759

Emo Design



Island support, adjustable cables range
44-110 cm

White / Anthracite / Pewter / Worn Copper / Worn Brass



Circle.Tech
Sophie



Life inspired.

Circle.Tech
Dama





Circle.Tech
Dama

Dama **NEW**

- Painted steel or copper
- Circle.Tech technology with Carbon.Zeo filters
- Rotary switch
- Perimeter suction with glass panel
- Led lighting
- Ambient led lighting
- Removable and washable metallic filter
- Optional remote control
- Dialogue System-ready.

Spare parts

Filter: Carbon.Zeo
KACL.944

Optional accessories

Cables: adjustable up to 340 cm
KACL.143

Remote control
105080053

Island - 60 cm

Motor and Control

600 m³/h
3 spd + boost, rotary switch

Anti-odour filters

Carbon.Zeo filter

Lighting

Led 4x1,2 W (4200 K)

Ambient

14 W (4200 K)

Sound pressure level

Min. speed

48dB(A)re1pW

Max. speed

61dB(A)re1pW

Minimum distance

from cooker top

Gas hob: 56 cm

Electric hob: 52 cm

Weight

21 kg

Island - 60 cm

White - 600 m³/h

8034122357997

Island - 60 cm

Gunmetal - 600 m³/h

8034122476704

Island - 60 cm

Steel - 600 m³/h

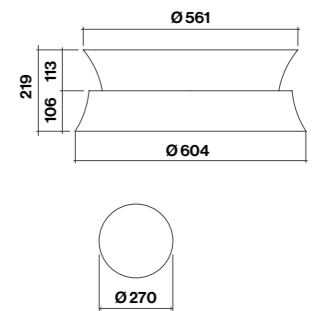
8034122476889

Island - 60 cm

Copper - 600 m³/h

8034122476728

Emo Design



*Island support, adjustable cables range
44-110 cm*

White / Gunmetal / Stainless Steel / Copper



Life inspired.



Materia NEW

- Single-shell concrete body
- Circle.Tech technology with Carbon.Zeo filters
- Electronic control
- Led lighting
- Removable and washable metallic filter
- Remote control included
- Dialogue System-ready.

Spare parts

Filter: Carbon.Zeo
KACL.944

Optional accessories

Cables: adjustable up to 340 cm
KACL.144

The crafting of this hood makes this product unique, since there cannot be two identical pieces. Small blemishes are not to be considered as defects, but a confirmation of this special process.

Concrete



Island – 100 cm

Motor and Control
600 m³/h
3 spd + boost, electronic control

Anti-odour filters
Carbon.Zeo filter

Lighting
Led 4x1,2 W (3200 K)

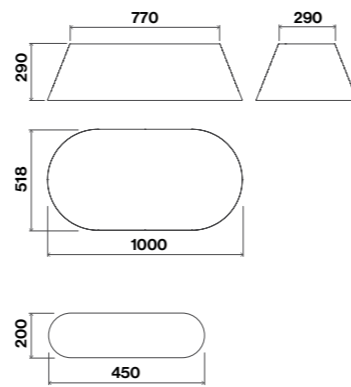
Sound pressure level
Min. speed
48dB(A)re1pW
Max. speed
61dB(A)re1pW

Minimum distance from cooker top
Gas hob: 61 cm
Electric hob: 52 cm

Weight
30 kg

Island – 100 cm
Concrete – 600 m³/h
8034122476841

Design Saggia-Sommella



Island support, adjustable cables range 44-110 cm



As awarded by
The Chicago
Athenaeum:
Museum of
Architecture
and Design.

Circle.Tech
Materia





Circle.Tech
Vetra

Vetra **NEW**

- Scotch Brite stainless steel (AISI 304) or white finishing
- Tempered glass
- Circle.Tech technology with Carbon.Zeo filters
- Electronic control
- Perimeter led lighting
- Removable and washable metallic filter
- Optional remote control for wall version, included for island version.

Spare parts

Filter: Carbon.Zeo
101078810

Optional accessories

Cables: adjustable up to 340 cm
KACL144
(Island version)

Remote control
105080053

Island – 120 cm
Wall – 90 cm

Motor and Control
600 m³/h
3 spd + boost, electronic control
Anti-odour filters
Carbon.Zeo filter

Lighting
Led stripe
Island 120 cm
84 W (5500 K)
Wall 90 cm
40 W (5500 K)

Sound pressure level

Min. speed
48dB(A)re1pW

Max. speed
61dB(A)re1pW

Minimum distance from cooker top

Gas hob: 57 cm
Electric hob: 52 cm

Weight
Wall version: 25 kg
Island version: 41 kg


Wall – 90 cm
White – 600 m³/h
8034122476810

Wall – 90 cm
Steel – 600 m³/h
8034122476827

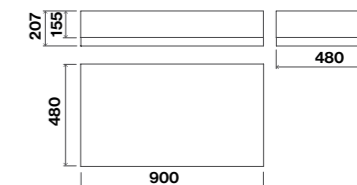
Island – 120 cm
White – 600 m³/h
8034122476780

Island – 120 cm
Steel – 600 m³/h
8034122476797

Design Saggia-Sommella



Island version



Wall version

Steel / White





Circle.Tech
Soffio



Soffio **NEW**

- Handmade blown glass
- Circle.Tech technology with Carbon.Zeo filters
- Rotary switch
- Perimeter suction with glass panel
- Led lighting
- Led ambient light
- Removable and washable metallic filter
- Optional remote control
- Dialogue System-ready.

Spare parts

Filter: Carbon.Zeo
KACL.944

Optional accessories

Cables: adjustable up to 340 cm
KACL.143

Remote control
105080053

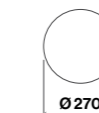
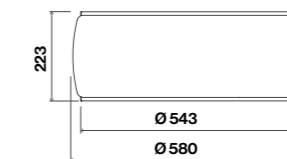
The crafting of this hood makes this product unique, since there cannot be two identical pieces. Small blemishes are not to be considered as defects, but a confirmation of this special process.

Island – 58 cm

Motor and Control
600 m³/h
3 spd + boost, rotary switch
Anti-odour filters
Carbon.Zeo filter
Lighting
Led 4x1,2 W (4200 K)
Ambient
15 W (4200 K)
Sound pressure level
Min. speed
48dB(A)re1pW
Max. speed
61dB(A)re1pW
Minimum distance from cooker top
Gas hob: 56 cm
Electric hob: 52 cm
Weight
21 kg

Island – 58 cm

White – 600 m³/h
8034122476735



Island support, adjustable cables range
44-110 cm



White Satin Glass



Life inspired.



Circle.Tech
Loop



Loop NEW

- Painted steel
- Circle.Tech technology with Carbon.Zeo filters
- Rotary switch
- Perimeter suction with glass panel
- Led lighting
- Led ambient light
- Removable and washable metallic filter
- Optional remote control
- Dialogue System-ready.

Spare parts

Filter: Carbon.Zeo
KACL.944

Optional accessories

Cables: adjustable up to 340 cm
KACL.143

Remote control
105080053

Island – 74 cm

Motor and Control
600 m³/h
3 spd + boost, rotary switch
Anti-odour filters
Carbon.Zeo filter
Lighting
Led 4x1,2 W (4200 K)
Ambient
8 W (4200 K)
Sound pressure level
Min. speed
48dB(A)re1pW
Max. speed
61dB(A)re1pW
Minimum distance from cooker top
Gas hob: 56 cm
Electric hob: 52 cm
Weight
29 kg

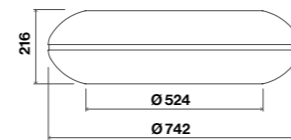
Island – 74 cm

White – 600 m³/h
8034122358017

Island – 74 cm
Gunmetal – 600 m³/h
8034122476858

Island – 74 cm
Steel – 600 m³/h
8034122476896

Emo Design



Island support, adjustable cables range
44-110 cm


White / Gunmetal / Steel



Silence — NRS®.

Finally, a quiet hood.

Using innovative NRS® technology, Falmec has created a product that combines enhanced performance with noticeably improved home comfort. While there are figures that provide scientific proof of the excellent results achieved, the most important point is that the hood can barely be heard.



Silence — NRS®.

Finally, a quiet hood.

You won't just hear the difference - you'll live it.

NRS® (Noise Reduction System) is the system developed by Falmec in collaboration with laboratories specialising in fluid dynamics. It has enabled us to create a collection of incredibly quiet hoods, with considerable improvements in quality of life in the kitchen. NRS® technology allows to cook, work, chat and listen to music without the noise typically produced by hoods, while maintaining excellent extraction performance.

Up to 86% reduction in sound levels.

Thanks to research into airflow and the specialist materials used, NRS® hoods reduce noise to an extremely low, almost imperceptible level. The NRS® system gives the best results through the evacuation of cooking fumes, but can also be used in recirculation mode with a long-lasting, regenerable high-performance carbon filter.



Falmec NRS® noise reduction has been certified by the Quiet Mark Institute.



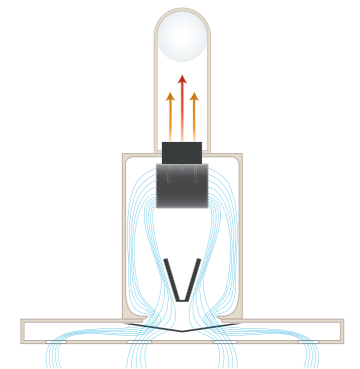
Find out more about our Silence - NRS® technology



Compared to standard extraction hoods on the market, noise is drastically reduced. Our perception of noise actually follows a logarithmic scale: for every reduction of 3db, noise is halved.

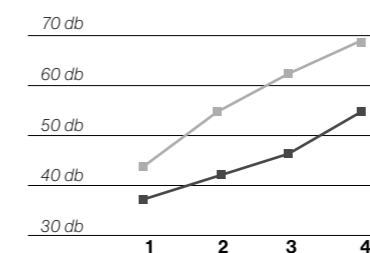


Diagram of internal flows in an NRS® hood. Soundproofing the motor chamber and research into airflows reduces operating noise to a minimum.



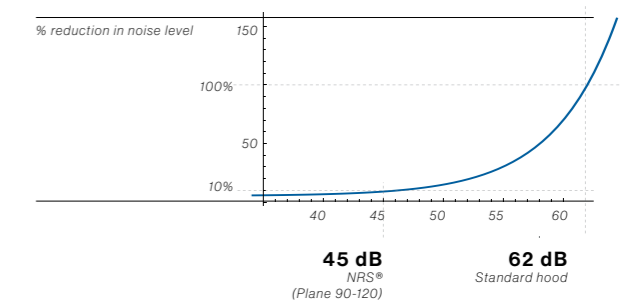
NRS®

	Speed	1	2	3	4
NRS®	■	37	41	46	54
STANDARD HOOD	■	49	56	62	68



Speed

Perception of noise produced by a standard hood



Life inspired.

Zenith NRS®

- Scotch Brite (AISI 304) stainless steel
- Central stripe made in brilliant steel
- Tempered glass shelf
- NRS® technology for a quieter kitchen
- Electronic control
- Led lighting
- Diffuse illumination on the shelf
- Metallic grease filter, removable and washable
- Optional remote control
- Dialogue System-ready
- Optional charcoal filter.

Spare parts

Filter: High Performance
101078811

Optional accessories

Conveyor filtering mode
KACL.400

Remote control
105080053

Island – 90/120/180 cm

Motor and Control

800 m³/h
3 spd + boost, electronic control

Anti-odour filters

Carbone

Lighting

Led stripe
90 cm shelf: 40 W (5500K)
120 cm shelf: 56 W (5500K)
180 cm shelf: 84 W (5500K)

Energy Class

C

Sound pressure level

Min. speed

37dB(A)re1pW

Max. speed

45dB(A)re1pW

Minimum distance from cooker top

Gas hob: 60 cm

Electric hob: 52 cm

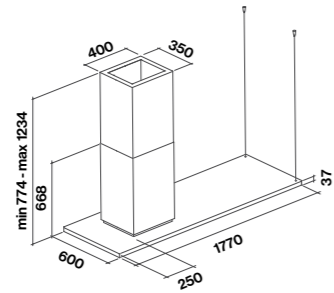
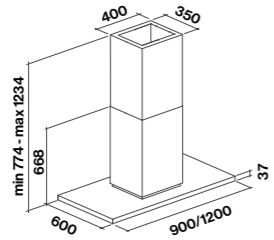
Weight

90 cm version: 40 kg

120 cm version: 56 kg

180 cm version: 68 kg

Design Vittoire Niolu



Island – 90 cm*

800 m³/h
8034122354866 (Steel chassis)
KACL.127 (Glass kit)

Island – 120 cm*


800 m³/h
8034122354866 (Steel chassis)
KACL.128 (Glass kit)

Island – 180 cm*

800 m³/h
8034122354866 (Steel chassis)
KACL.129 (Glass kit)

*Hood is made by steel chassis and glass kit.

Silence NRS®
Zenith NRS®



Life inspired.



Lumina NRS®

- Scotch Brite stainless steel (AISI 304)
- Tempered glass with steel, white or black finishing
- NRS® technology for a quieter kitchen
- Touch control + 24h function
- White neon ambient light
- Metallic grease filter, removable and washable
- Optional charcoal filter.

Spare parts

Filter: High Performance
101078900

Optional accessories

Chimney extension: Wall h700
KACL.570#1

Chimney extension: Wall h960
KACL.571#1

Chimney extension: Island h1200
KACL.572#1

Conveyor filtering mode
KACL.400

Island 90 cm

Motor and Control
800 m³/h
3 spd + boost, touch control
Anti-odour filters
High Performance Filter
Lighting
Neon 2x21 W (6500 K)
Energy Class
C
Sound pressure level
Min. speed
37dB(A)re1pW
Max. speed
45dB(A)re1pW
Minimum distance from cooker top
Gas hob: 65 cm
Electric hob: 52 cm
Weight
45 kg

Island – 90 cm
Steel – 800 m³/h
8034122344874

Island – 90 cm
White – 800 m³/h
8034122348117

Island – 90 cm
Black – 800 m³/h
8034122348124

Wall 90/120 cm

Motor and Control
800 m³/h
3 spd + boost, touch control
Anti-odour filters
High Performance Filter
Lighting
Neon 90 cm: 1x21 W (6500 K)
Neon 120 cm: 1x28 W (6500 K)
Energy Class
B
Sound pressure level
Min. speed
37dB(A)re1pW
Max. speed
45dB(A)re1pW
Minimum distance from cooker top
Gas hob: 65 cm
Electric hob: 52 cm
Weight
90 cm version: 36 kg
120 cm version: 41 kg

Wall – 90 cm
Steel – 800 m³/h
8034122344898

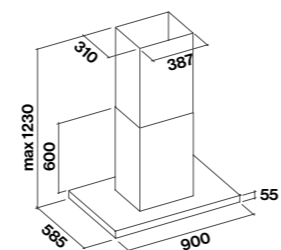
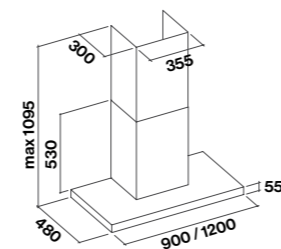
Wall – 90 cm
White – 800 m³/h
8034122348155

Wall – 90 cm
Black – 800 m³/h
8034122348162

Wall – 120 cm
Steel – 800 m³/h
8034122344881

Wall – 120 cm
White – 800 m³/h
8034122348131

Wall – 120 cm
Black – 800 m³/h
8034122348148




White / Black / Steel



Silence NRS®
Lumina NRS®





Aria NRS®

- Scotch Brite stainless steel (AISI 304)
- White or black tempered glass
- NRS® technology for a quieter kitchen
- Touch control + 24h function
- Led lighting
- Metallic grease filter, removable and washable
- Optional charcoal filter.

Spare parts

Filter: High Performance
101078901

Optional accessories

Chimney extension: Wall h700
KACL.570#I

Chimney extension: Wall h960
KACL.571#I

Chimney and curve for lower ceiling
KACL.605

Conveyor filtering mode
KACL.400

Wall – 80 cm

Motor and Control
800 m³/h
3 spd + boost, touch control
Anti-odour filters
High Performance filter
Lighting
Led stripe
4 W (5500 K)

Energy Class
B

Sound pressure level

Min. speed
37dB(A)re1pW

Max. speed
45dB(A)re1pW

Minimum distance from cooker top

Gas hob: 45 cm
Electric hob: 52 cm

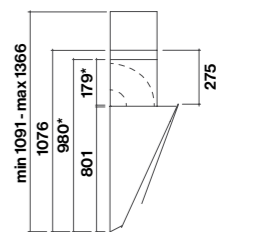
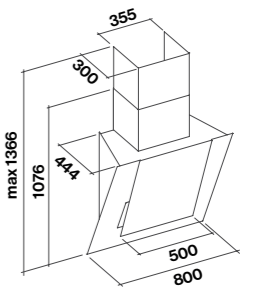
Weight
51 kg

Wall – 80 cm

White – 800 m³/h
8034122343082

Wall – 80 cm

Black – 800 m³/h
8034122343099



*smaller chimney and curve in case of lower ceiling



White / Black





Vela NRS®

- Upper body: white finishing
- Lower body: white tempered glass finishing
- NRS® technology for a quieter kitchen
- Perimeter suction
- Touch control + 24h function
- Led lighting
- Metallic grease filter, removable and washable
- Optional charcoal filter.

Wall – 90 cm

Motor and Control
800 m³/h
3 spd + boost, touch control

Anti-odour filters
High Performance Filter

Lighting
Led stripe
27 W (5500 K)

Energy Class
B

Sound pressure level
Min. speed
37dB(A)re1pW
Max. speed
45dB(A)re1pW

Minimum distance from cooker top
Gas hob: 60 cm
Electric hob: 52 cm

Weight
38 kg

Wall – 90 cm
White – 800 m³/h
8034122345956

Island – 100 cm

Motor and Control
800 m³/h
3 spd + boost, touch control

Anti-odour filters
High Performance Filter

Lighting
Led stripe
48 W (5500 K)

Energy Class
C

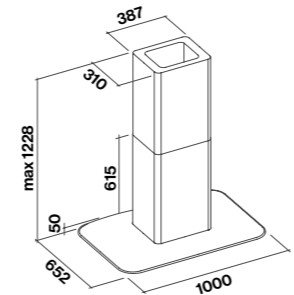
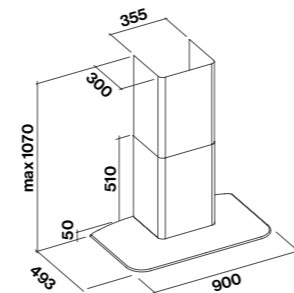
Sound pressure level
Min. speed
37dB(A)re1pW
Max. speed
45dB(A)re1pW

Minimum distance from cooker top
Gas hob: 60 cm
Electric hob: 52 cm

Weight
47 kg

Island – 100 cm
White – 800 m³/h
8034122345932

Design Vittoire Nioiu



Spare parts

Filter: High Performance
101078900

Optional accessories

Conveyor filtering mode
KACL.400





**Silence NRS®
Flipper NRS®**

Flipper NRS®

- White or black satin glass with stainless steel central band
- NRS® technology for a quieter kitchen
- Electronic control
- Led lighting
- Metallic greasing filter, removable and washable
- Optional charcoal filter.

Spare parts

Filter: High Performance
101078897

Optional accessories

Chimney extension: Wall h700
KACL.570#1

Chimney extension: Wall h960
KACL.571#1

Conveyor filtering mode
KACL.400

Wall 85 cm

Motor and Control
800 m³/h
3 spd + boost, electronic control

Anti-odour filters
High Performance Filter

Lighting

Led 2x1,2 W

Energy Class

B

Sound pressure level

Min. speed

37dB(A)re1pW

Max. speed

45dB(A)re1pW

Minimum distance

from cooker top

Gas hob: 52 cm

Electric hob: 52 cm

Weight

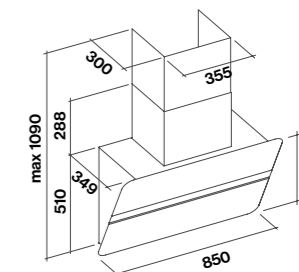
40 kg

Wall – 85 cm

Satin white 800 m³/h
8034122355115

Wall – 85 cm

Satin black 800 m³/h
8034122353739



Satin White / Satin Black





Gruppo Incasso NRS®

- Scotch Brite stainless steel (AISI 304)
- NRS® technology for a quieter kitchen
- Electronic control
- Dynamic Led Light
- Metallic grease filter, removable and washable
- Optional charcoal filter
- Remote control included
- Dialogue System-ready.

Built-in – 50/70 cm

Motor and Control
800 m³/h
3 spd + boost, electronic control

Anti-odour filters
High Performance Filter

Lighting
Dynamic Led Light
2x1,2W (2700-5600 K)

Energy Class
B

Sound pressure level

Min. speed
37dB(A)re1pW

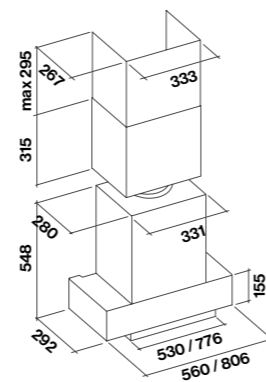
Max. speed
45dB(A)re1pW

Minimum distance from cooker top
Gas hob: 57 cm
Electric hob: 52 cm

Weight
50 cm version: 26 kg
70 cm version: 28 kg

Built-in – 50 cm
800 m³/h
8034122343105

Built-in – 70 cm
800 m³/h
8034122343112



Cut-out size
50 cm: 506 mm x 262 mm
70 cm: 751 mm x 262 mm

Spare parts

Filter: High Performance
KACL.920



Plane NRS®

- Scotch Brite stainless steel (AISI 304)
- NRS® technology for a quieter kitchen
- Electronic control
- Led lighting
- Air Falmecc filter for balanced suction
- Optional charcoal filter
- Optional remote control
- Dialogue System-ready.

Wall
90/120 cm

Motor and Control
800 m³/h
3 spd + boost, electronic control

Anti-odour filters
High Performance Filter

Lighting
Led
90 cm: 2x1,2 W (3200 K)
120 cm: 3x1,2 W (3200 K)

Energy Class
B

Sound pressure level

Min. speed
37dB(A)re1pW

Max. speed
45dB(A)re1pW

Minimum distance from cooker top
Gas hob: 63 cm
Electric hob: 52 cm

Weight
90 cm version: 34 kg
120 cm version: 36 kg

Island
90/120 cm

Motor and Control
800 m³/h
3 spd + boost, electronic control

Anti-odour filters
High Performance Filter

Lighting
Led 4x1,2 W (3200 K)

Energy Class
B

Sound pressure level

Min. speed
37dB(A)re1pW

Max. speed
45dB(A)re1pW

Minimum distance from cooker top
Gas hob: 63 cm
Electric hob: 52 cm

Weight
90 cm version: 42 kg
120 cm version: 44 kg

Spare parts

Filter: High Performance
KACL.921

Optional accessories

Chimney extension: Wall h700
KACL.570#1

Chimney extension: Wall h960
KACL.571#1

Chimney extension: Island h1200
KACL.557#1

Conveyor filtering mode
KACL.400

Remote control
105080053

Spare parts

Filter: High Performance
KACL.921

Optional accessories

Chimney extension: Wall h700
KACL.570#1

Chimney extension: Wall h960
KACL.571#1

Chimney extension: Island h1200
KACL.557#1

Conveyor filtering mode
KACL.400

Remote control
105080053

Spare parts

Filter: High Performance
KACL.921

Optional accessories

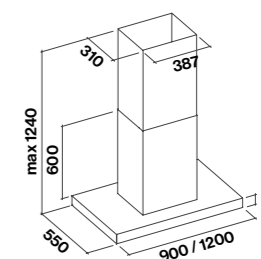
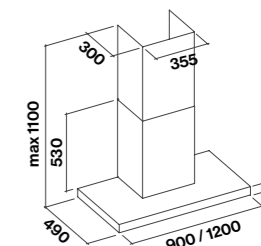
Chimney extension: Wall h700
KACL.570#1

Chimney extension: Wall h960
KACL.571#1

Chimney extension: Island h1200
KACL.557#1

Conveyor filtering mode
KACL.400

Remote control
105080053



Design.

In search of the perfect hood.

A collection of hoods with a contemporary flavour to satisfy every desire and need in the kitchen. Featuring unique aesthetic and functional solutions, Design is a collection created from Falmec's creativity and different collaborations with established and emerging designers. An ongoing, shared "work in progress" that has allowed us to create a range inspired by absolute perfection: in its forms, its materials and its technologies.



In search of the perfect hood.

Innovation designed for real people, made by real people.

Over the years, Falmecc has concentrated all efforts on one type of product, hoods, trying to improve it - and often succeeding, thanks to continuous research that has enabled us to improve design and to offer the best product possible, without compromising on efficiency, ease of installation or performance. Discover how Falmecc innovations can simplify and improve life.

Feel Sensor.

The hoods equipped with the "Feel" technology are smart objects, equipped with sensors that constantly monitor the variations in the quality (VOC) of the air, and according to this information automatically implement the operating speed of the hood and finally its shutdown. Thanks to the automatic operation we no longer have to worry about the hood; optimal performance of the appliance is guaranteed, to ensure the best efficiency with maximum energy saving and the best air indoor.

No-Drop system. No drips in the kitchen.

Falmecc has developed innovative technology that finally solves the problem of liquids dripping as cooking vapours condense, an unpleasant and common occurrence, particularly with induction hobs. Falmecc's patented "No-Drop System" consists of a set of metallic filters with a criss-cross structure developed to cause cooking vapours to condense so that they can be channelled and captured in a suitable receptacle. In addition, the surface of the filters is treated with a special coating that prevents the formation of drops of condensed cooking vapours. These are trapped and distributed evenly across the surface.

Fasteel. Impossible to leave your fingerprints behind.

With Fasteel anti-fingerprint steel, your hood will always be shining and beautiful, thanks to innovative "No Finger-Print technology". This is a special finish that prevents the creation of streaks and fingerprints, making cleaning easier.


Dynamic LED Light. Shed new light on your kitchen.

The interior of kitchen may have different sources of light which are not always in harmony in terms of tone. To even out the different colour temperatures of LED lights, Falmecc has developed Dynamic Light, a new technology that electronically controls and regulates the colour temperature of your hood's lights, ranging from 2700K (warm light) to 5600K (cold light). This enables you to decide whether to set off your kitchen with warm or cold light, according to your personal preferences.



Green Tech.

Falmecc, always thinking of the environment, presents Green Tech: a new technology that brings new levels of performance and energy saving to its products. Green Tech motors, equipped with an extraction capacity of 800m³/h, use electronic control that maximises the performance of the motor in every phase and mode of operation, contributing to a reduction in energy lost by the system. What's more, the use of permanent magnets placed on the rotor allow a drastic reduction in the energy absorbed by the hood. In fact, compared to traditional motors, energy consumption is reduced by 60% in the fourth speed (maximum flow) and an impressive 90% in the first speed.





Design
Alba

Alba NEW

- Body hood, motor to be matched separately (according to needs)
- Glass perimeter frame
- Matte white customizable panel*
- LED perimeter lighting
- Removable and washable metallic filter
- Electronic button board
- Remote control included
- Perimeter extraction
- Dialogue System-ready.

Available motors

KACL.798#41F
Motor 950 m³/h
8034122709833

KACL.782#49F
Slim Motor 800 m³/h
8034122708584

KACL.770#41F
Motor 1100 m³/h
8034122710211

KACL.797#4AF
Motor 1300 m³/h
8034122709628

KACL.786#41F
External extractor 1000 m³/h
8034122707433

KACL.796#4AF
External extractor 1500 m³/h
8034122709611

Ceiling – 120 cm

Motor
See available range below
Lighting
Led (4000 K)
Energy Class
950 m³/h: C
800 m³/h: D
Sound pressure level
Min. speed
50 dB(A)re1pW
Max. speed
64 dB(A)re1pW
Maximum distance from cooker top
150 cm
Weight
43 kg

Ceiling – 120 cm
Glass
8034122359526

Optional accessories

Carbon.Zeo ceiling filtering kit
KACL.939#BF

E.ion® ceiling filtering kit
KACL.942#ZZZB401F

Spare filter: Carbon.Zeo
KACL.928

Carbon.Zeo ceiling filtering kit with vertical outlet
KACL.953#BF

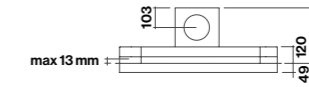
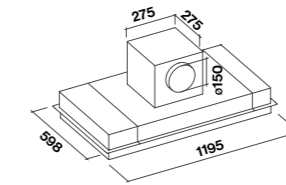
Spare filter: Carbon.Zeo (for kit with vertical outlet)
KACL.931

Rectangular junction
KACL.789

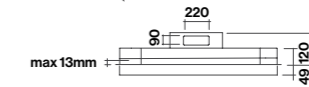
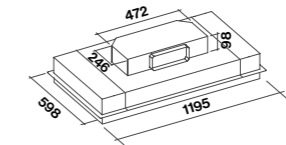
**To customize the inner panel, we recommend sanding it with simple fine sandpaper (2200 or scotch Brite) and apply acrylic washable paint.*

For further information regarding installation options and technical details, go to pp. 280-281

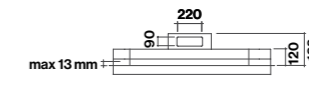
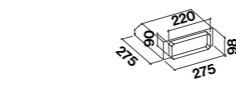
Onboard under-roof motor




Slim motor (only onboard)



Junction (KACL.789)

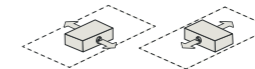


Remote motors



Cut-out size
603 mm x 1200 mm

Slim motor outlets heading charts



Under-roof motor / onboard motor outlets heading charts



Design
Saggia - Sommella

Alba features a very clean and minimal design, where the protruding glass frame is the only element in sight, while the heart of the technology stays hidden and built into the false ceiling. The design guarantees seamless integration in the ceiling with the glass lit frame offering relief when in operation and effective lighting on the hob area.

Eclisse

- Body hood, motor to be matched separately (according to needs)
- Painted glossy white steel frame
- Motorized extraction section opening
- White tempered glass
- Touch control
- Led lighting
- Metallic filters removable and washable
- Remote control included
- Motor not included
- Dialogue System-ready.

Ceiling – 120 cm

Motor
See available range below

Lighting
Led stripe
4x14 W (5500 K)

Energy Class
950 m³/h: C
800 m³/h: D

Sound pressure level
Min. speed
50 dB(A)re1pW
Max. speed
64 dB(A)re1pW

Maximum distance from cooker top
150 cm

Weight
49 kg (without motor)

Available motors

KACL.798#41F
Motor 950 m³/h
8034122709833

KACL.782#49F
Slim Motor 800 m³/h
8034122708584

KACL.770#41F
Motor 1100 m³/h
8034122710211

KACL.797#4AF
Motor 1300 m³/h
8034122709628

KACL.786#41F
External extractor 1000 m³/h
8034122707433

KACL.796#4AF
External extractor 1500 m³/h
8034122709611

Ceiling

120 cm
8034122351483

Optional accessories

Carbon.Zeo ceiling filtering kit
KACL.939#BF

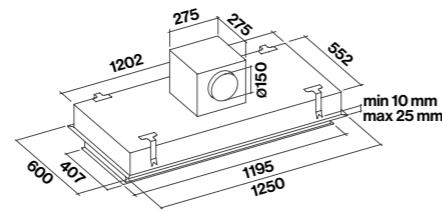
Spare filter: Carbon.Zeo
KACL.928

Carbon.Zeo ceiling filtering kit with vertical outlet
KACL.953#BF

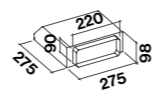
Spare filter: Carbon.Zeo (for kit with vertical outlet)
KACL.931

Rectangular junction
KACL.789

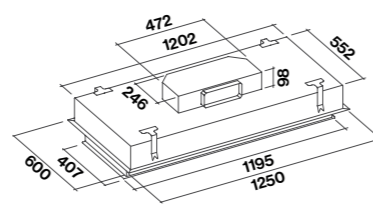
Onboard under-roof motor



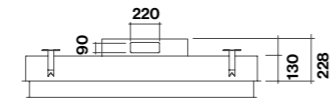
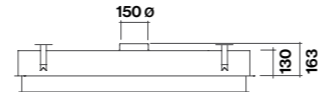
Junction (KACL.789)



Slim motor (only onboard)

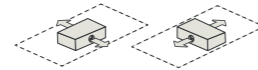


Remote motors

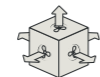


Cut-out size
565 mm x 1218 mm

Slim motor outlets heading charts



Under-roof motor / onboard motor outlets heading charts




For further information regarding installation options and technical details, go to pp. 280-281



Hood motor off



Hood motor on



Life inspired.

Nuvola 90

- Body hood, motor to be matched separately (according to needs)
- Scotch Brite stainless steel (AISI 304) or white
- Tempered extra light painted glass
- Perimeter suction
- Electronic control
- Neon lighting
- Metallic grease filter, removable and washable
- Remote control included
- Motor not included
- Dialogue System-ready.

Available motors

KACL.798#41F

Motor 950 m³/h
8034122709833

KACL.782#49F

Slim Motor 800 m³/h
8034122708584

KACL.770#41F

Motor 1100 m³/h
8034122710211

KACL.797#4AF

Motor 1300 m³/h
8034122709628

KACL.786#41F

External extractor 1000 m³/h
8034122707433

KACL.796#4AF

External extractor 1500 m³/h
8034122709611

Ceiling – 90 cm

Motor and Control

See available range below

Lighting

Neon 2x39 W (6500 K)

Energy Class

950 m³/h: C

800 m³/h: D

Sound pressure level

Min. speed

50 dB(A)re1pW

Max. speed

64 dB(A)re1pW

Maximum distance from cooker top

150 cm

Weight

24 kg (without motor)

Ceiling

Steel – 90 cm

8034122353180

Ceiling

White – 90 cm

8034122353135

Optional accessories

Carbon.Zeo ceiling filtering kit

KACL.939#BF

E.ion® ceiling filtering kit

KACL.942#ZZB401F

Spare filter: Carbon.Zeo

KACL.928

Carbon.Zeo ceiling filtering kit with vertical outlet

KACL.953#BF

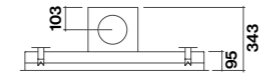
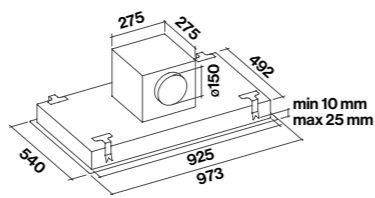
Spare filter: Carbon.Zeo (for kit with vertical outlet)

KACL.931

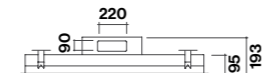
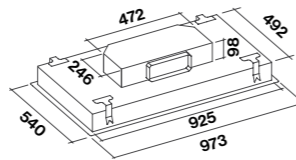
Rectangular Junction

KACL.789

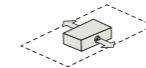
Onboard under-roof motor



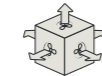
Slim motor (only onboard)



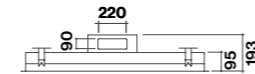
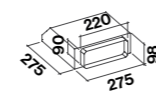
Slim motor outlets heading charts



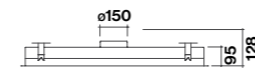
Under-roof motor / onboard motor outlets heading charts



Junction (KACL.789)



Remote motors



Cut-out size
505 mm x 940 mm

White / Steel



Design
Nuvola 90



For further information
regarding installation options
and technical details,
go to pp. 280-281



Nuvola 140

- Body hood, motor to be matched separately (according to needs)
- Scotch Brite stainless steel (AISI 304) or white
- Tempered extra light painted glass
- Perimeter suction
- Electronic control
- Neon lighting
- Metallic grease filter, removable and washable
- Remote control included
- Dialogue System-ready.

Available motors

KACL.798#41F
Motor 950 m³/h
8034122709833

KACL.782#49F
Slim Motor 800 m³/h
8034122708584

KACL.770#41F
Motor 1100 m³/h
8034122710211

KACL.797#4AF
Motor 1300 m³/h
8034122709628

KACL.786#41F
External extractor 1000 m³/h
8034122707433

KACL.796#4AF
External extractor 1500 m³/h
8034122709611

Ceiling – 140 cm

Motor

See available range below

Lighting

Neon 2x58 W (6500 K)

Energy Class

950 m³/h: C

800 m³/h: D

Sound pressure level

Min. speed 50 dB(A)re1pW

Max. speed 64 dB(A)re1pW

Maximum distance from cooker top

150 cm

Weight

36 kg (without motor)

Optional accessories

Carbon.Zeo ceiling filtering kit

KACL.939#BF

E.ion® ceiling filtering kit

KACL.942#ZZZB401F

Spare filter: Carbon.Zeo

KACL.928

Carbon.Zeo ceiling filtering kit with vertical outlet

KACL.953#BF

Spare filter: Carbon.Zeo (for kit with vertical outlet)

KACL.931

Rectangular Junction

KACL.789

Ceiling

Steel – 140 cm

8034122353197

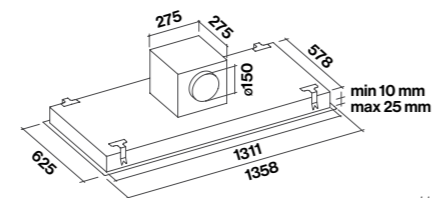
Ceiling

White – 140 cm

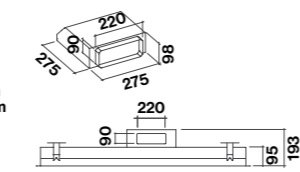
8034122353111

For further information regarding installation options and technical details, go to pp. 280-281

Onboard under-roof motor



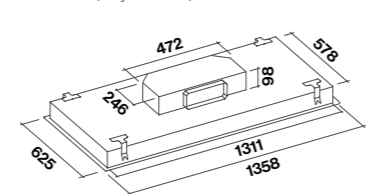
Junction (KACL.789)



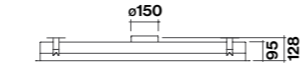
Under-roof motor / onboard motor outlets heading charts



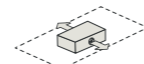
Slim motor (only onboard)



Remote motors



Slim motor outlets heading charts



White / Steel



Cut-out size
590 mm x 1325 mm



Nube

- Body hood, motor to be matched separately (according to needs)
- Scotch Brite stainless steel (AISI 304)
- Perimeter suction
- Electronic control
- Metallic grease filter, removable and washable
- Remote control included
- Dialogue System-ready.

Available motors

KACL.798#41F
Motor 950 m³/h
8034122709833

KACL.782#49F
Slim Motor 800 m³/h
8034122708584

KACL.770#41F
Motor 1100 m³/h
8034122710211

KACL.797#4AF
Motor 1300 m³/h
8034122709628

KACL.786#41F
External extractor 1000 m³/h
8034122707433

KACL.796#4AF
External extractor 1500 m³/h
8034122709611
KACL.789

Ceiling – 90 cm

Motor

See available range below

Energy Class

950 m³/h: A

800 m³/h: C

Sound pressure level

Min. speed 50 dB(A)re1pW

Max. speed 64 dB(A)re1pW

Maximum distance from cooker top

150 cm

Weight

21 kg (without motor)

Optional accessories

Carbon.Zeo ceiling filtering kit

KACL.939#BF

E.ion® ceiling filtering kit

KACL.942#ZZZB401F

Spare filter: Carbon.Zeo

KACL.928

Carbon.Zeo ceiling filtering kit with vertical outlet

KACL.953#BF

Spare filter: Carbon.Zeo (for kit with vertical outlet)

KACL.931

Rectangular Junction

KACL.789

Ceiling

Steel – 90 cm

8034122355405

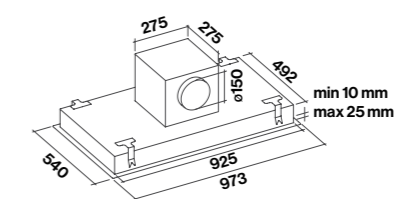
Ceiling

White – 90 cm

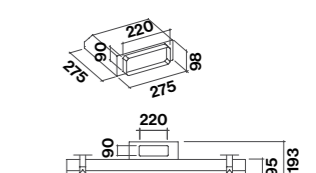
8034122358895

For further information regarding installation options and technical details, go to pp. 280-281

Onboard under-roof motor



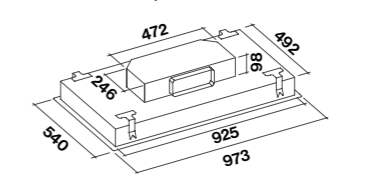
Junction (KACL.789)



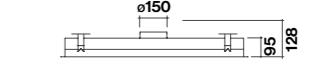
Under-roof motor / onboard motor outlets heading charts



Slim motor (only onboard)



Remote motors



White / Steel

Cut-out size
505 mm x 940 mm



Life inspired.

Cielo

- Tempered extra-light white glass
- Perimeter suction
- Touch control
- Dynamic Led Light
- Metallic grease filter, removable and washable
- Combined regenerable Carbon.Zeo filter
- Remote control included
- Dialogue System-ready
- Available only re-circulation version.

Ceiling – 120 cm

Motor and Control

600 m³/h
3 spd + boost, touch control

Anti-odour filters

Carbon.Zeo filter

Lighting

Dynamic Led Light
2x14 W (2700-5600 K)

Sound pressure level

Min. speed

53dB(A)re1pW

Max. speed

61dB(A)re1pW

Maximum distance

from cooker top

150 cm

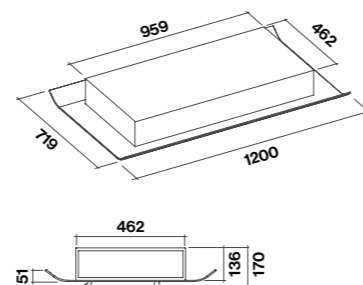
Weight

39 kg

Ceiling – 120 cm

600 m³/h

8034122348704



Spare parts

Filter: Carbon.Zeo
KACL.935

Design
Cielo



Design
Aura



Aura

- Tempered extra-light white glass
- Perimeter suction
- Touch control
- Dynamic Led Light
- Metallic grease filter, removable and washable
- Combined regenerable Carbon.Zeo filter
- Remote control included
- Dialogue System-ready
- Available only re-circulation version.

Ceiling – 120 cm

Motor and Control
600 m³/h
3 spd + boost, touch control

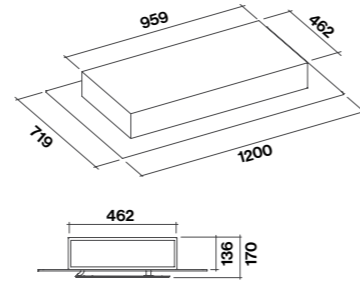
Anti-odour filters
Carbon.Zeo filter

Lighting
Dynamic Led Light
2x14 W (2700-5600 K)

Sound pressure level
Min. speed
53dB(A)re1pW
Max. speed
61dB(A)re1pW

Maximum distance from cooker top
150 cm
Weight
38 kg

Ceiling – 120 cm
600 m³/h
8034122354507



Spare parts

Filter: Carbon.Zeo
KACL.935

Design
Nova



Nova NEW

- Body hood, motor to be matched separately (according to needs)
- White painted steel
- Electronic control
- Perimeter suction
- Led ambient light
- Removable and washable metallic filter
- Remote control included
- Dialogue System-ready.

Available motors

KACL.798#41F
Motor 950 m³/h
8034122709833

KACL.782#49F
Slim Motor 800 m³/h
8034122708584

KACL.770#41F
Motor 1100 m³/h
8034122710211

KACL.797#4AF
Motor 1300 m³/h
8034122709628

KACL.786#41F
External extractor 1000 m³/h
8034122707433

KACL.796#4AF
External extractor 1500 m³/h
8034122709611

Ceiling - Ø82 cm

Motor
See available range below

Lighting
Led 44W (5500 k)

Energy Class
950 m³/h: B
800 m³/h: C

Sound pressure level
Min. speed 50 dB(A)re1pW
Max. speed 64 dB(A)re1pW

Maximum distance from cooker top
150 cm
Weight
21 kg (without motor)

Optional accessories

Carbon.Zeo ceiling filtering kit
KACL.939#BF

E.ion® ceiling filtering kit
KACL.942#ZZB401F

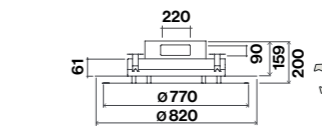
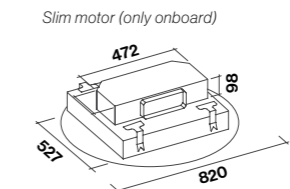
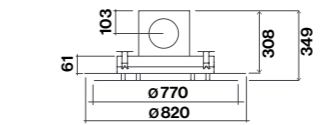
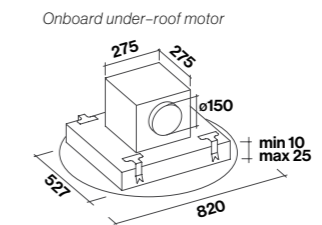
Spare filter: Carbon.Zeo
KACL.928

Carbon.Zeo ceiling filtering kit with vertical outlet
KACL.953#BF

Spare filter: Carbon.Zeo (for kit with vertical outlet)
KACL.931

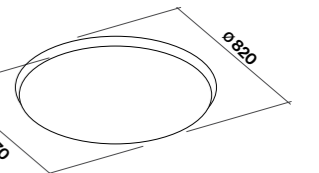
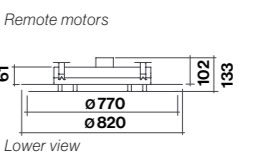
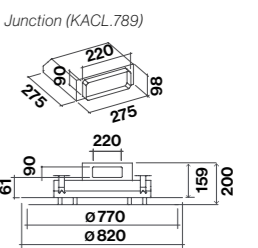
Rectangular Junction
KACL.789


Ceiling – Ø82 cm
White
8034122358963



Cut-out size
538 mm x 538 mm

For further information regarding installation options and technical details, go to pp. 280-281





Design
Stella

Stella

- Body hood, motor to be matched separately (according to needs)
- Scotch Brite stainless steel (AISI 304) or white
- Perimeter suction
- Electronic control
- Dynamic Led Light
- Metallic grease filter, removable and washable
- Dialogue System-ready
- Remote control included.

Available motors

KACL.798#41F
Motor 950 m³/h
8034122709833

KACL.782#49F
Slim Motor 800 m³/h
8034122708584

KACL.770#41F
Motor 1100 m³/h
8034122710211

KACL.797#4AF
Motor 1300 m³/h
8034122709628

KACL.786#41F
External extractor 1000 m³/h
8034122707433

KACL.796#4AF
External extractor 1500 m³/h
8034122709611

Ceiling
90/120 cm

Motor
See available range below
Lighting
Dynamic Led Light
Led 4x3.6 W (2700-5600 K)
Energy Class
950 m³/h: B
800 m³/h: C
Sound pressure level
Min. speed
50 dB(A)re1pW
Max. speed
64 dB(A)re1pW
Maximum distance from cooker top
150 cm
Weight
90 cm version: 21 kg
120 cm version: 27 kg

Ceiling – 90 cm
Steel
8034122348988

Ceiling – 90 cm
White
8034122349145

Ceiling – 120 cm
Steel
8034122348971

Ceiling – 120 cm
White
8034122355658

Optional accessories

Carbon.Zeo ceiling filtering kit
KACL.939#BF

E.ion® ceiling filtering kit
KACL.942#ZZZB401F

Spare filter: Carbon.Zeo
KACL.928

Carbon.Zeo ceiling filtering kit with vertical outlet
KACL.953#BF

Spare filter: Carbon.Zeo (for kit with vertical outlet)
KACL.931

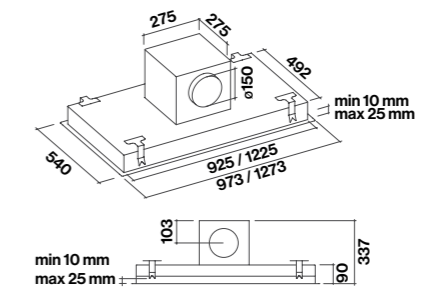
Rectangular Junction
KACL.789

For further information regarding installation options and technical details, go to pp. 280-281

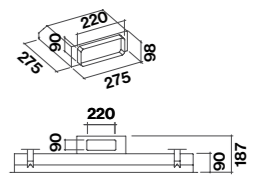
White / Steel



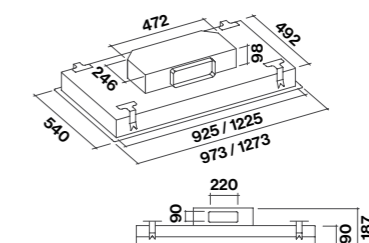
Onboard under-roof motor



Junction (KACL.789)



Slim motor (only onboard)

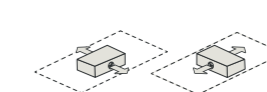


Remote motors



Cut-out size
90 cm: 505 mm x 940 mm
120 cm: 505 mm x 1240 mm

Slim motor outlets heading charts



Under-roof motor / onboard motor outlets heading charts





Design
Sirio

Sirio NEW

- Body hood, motor to be matched separately (according to needs)
- White tempered glass
- Perimeter suction
- Electronic control
- Metallic grease filter, removable and washable
- Dynamic Led Light
- Remote control included
- Dialogue System-ready.

Available motors

KACL.798#41F
Motor 950 m³/h
8034122709833

KACL.782#49F
Slim Motor 800 m³/h
8034122708584

KACL.770#41F
Brushless Motor 1100 m³/h
8034122710211

KACL.797#4AF
Motor 1300 m³/h
8034122709628

KACL.786#41F
External extractor 1000 m³/h
8034122707433

KACL.796#4AF
External extractor 1500 m³/h
8034122709611

Ceiling – 90 cm

Motor

See available choices below

Lighting

Dynamic Led Light
Led 4x3,6 W (2700-5600 K)

Energy Class

950 m³/h: B
800 m³/h: C

Sound pressure level

Min. speed
50dB(A)re1pW

Max. speed
64dB(A)re1pW

Maximum distance from cooker top

150 cm

Weight
28 kg

Ceiling – 90 cm

White glass
8034122358482

Optional accessories

Carbon.Zeo ceiling filtering kit
KACL.939#BF

E.ion® ceiling filtering kit
KACL.942#ZZZB401F

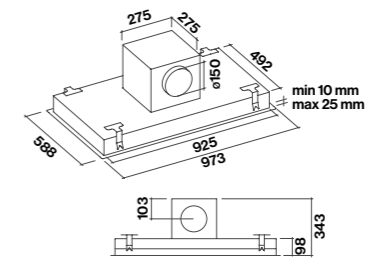
Spare filter: Carbon.Zeo
KACL.928

Carbon.Zeo ceiling filtering kit with vertical outlet
KACL.953#BF

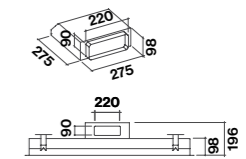
Spare filter: Carbon.Zeo (for kit with vertical outlet)
KACL.931

Rectangular Junction
KACL.789

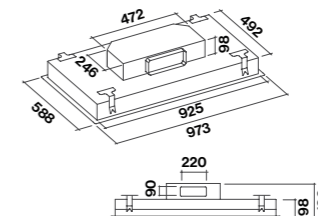
Onboard under-roof motor



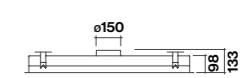
Junction (KACL.789)



Slim motor (only onboard)



Remote motors

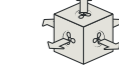


Cut-out size
505 mm x 940 mm

Slim motor outlets heading charts



Under-roof motor / onboard motor outlets heading charts



For further information regarding installation options and technical details, go to pp. 280-281

Life inspired.



Prisma

- Tempered white or black glass
- Frontal frame in scotch Brite stainless steel
- Touch control
- Led lighting
- Led ambient light
- Top filters removable and washable
- Charcoal filter included
- Rear outlet available
- Dialogue System-ready
- Optional wall chimney.

Spare parts

Filter: Charcoal type 6
103050091

Optional accessories

Chimney (optional)
KCQAN.00#1

Carbon.Zeo filtering kit
KACL.941

Spare Carbon.Zeo filtering kit
KACL.943

Remote motors
List at p. 266

White / Black



Wall – 85/115 cm

Motor and Control
800 m³/h
3 spd + boost, touch control

Anti-odour filters
Charcoal: type 6

Lighting
Led 2x1,2 W (3200 K)
Ambient Led
2x1,2 W (3200 K)

Energy Class
A

Sound pressure level

Min. speed

46dB(A)re1pW

Max. speed

58dB(A)re1pW

Minimum distance

from cooker top

Gas hob: 53 cm

Electric hob: 52 cm

Weight

85 cm version: 22 kg

115 cm version: 30 kg

Wall – 85 cm

White – 800 m³/h

8034122351988

Wall – 85 cm

Black – 800 m³/h

8034122352039

Wall – 115 cm

White – 800 m³/h

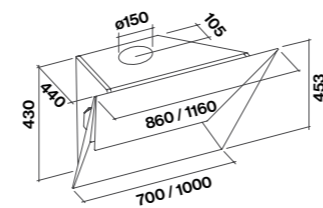
8034122352015

Wall – 115 cm

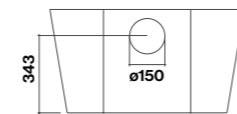
Black – 800 m³/h

8034122352022

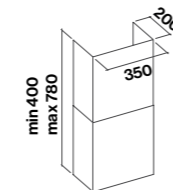
Design Saggia-Sommella



Rear view



Optional chimney



Design
Prisma





Design
Tab

Tab

- Frontal white, black, Fasteel or colored finishing
- Chrome edge
- Electronic control
- Led lighting on body and door
- Top filters removable and washable
- Charcoal filter included
- Rear outlet available
- Optional wall chimney.

Spare parts

Filter: Charcoal type 6
103050091

Optional accessories

Chimney (optional) (Steel)
KTCN.001#I

Chimney (optional) (White)
KTCN.001#B

Carbon.Zeo filtering kit
KACL.941

Spare Carbon.Zeo filtering kit
KACL.943

Remote motors
List at p. 266

Wall – 60/80 cm

Motor and Control
800 m³/h
3 spd + boost, electronic control

Anti-odour filters
Charcoal: type 6

Lighting
Led 4x1,2 W (3600 K)

Energy Class
A

Sound pressure level

Min. speed
46dB(A)re1pW

Max. speed
58dB(A)re1pW

Minimum distance from cooker top

Gas hob: 53 cm

Electric hob: 52 cm

Weight
60 cm version: 17 kg

80 cm version: 21 kg

Wall – 60 cm

White – 800 m³/h

8034122352046

Wall – 60 cm

Black – 800 m³/h

8034122352053

Wall – 60 cm

Fasteel – 800 m³/h

8034122352077

Wall – 80 cm

White – 800 m³/h

8034122352091

Wall – 80 cm

Black – 800 m³/h

8034122352107

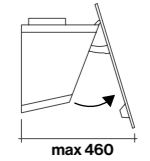
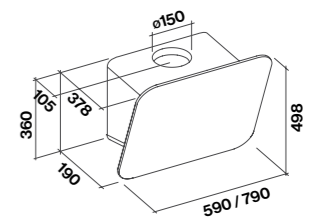
Wall – 80 cm

Fasteel – 800 m³/h

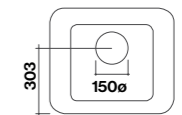
8034122352121



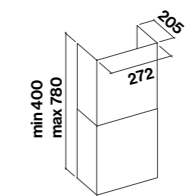
Design Pio&Tito Toso



Rear view



Optional chimney



White / Black / Fasteel



Life inspired.

Quasar

- Scotch Brite stainless steel
- Finishing tempered glass:
white, black or grey
- Perimeter suction
- Touch control + 24h function
- Dynamic Led Light
- Metallic grease filter,
removable and washable
- Charcoal filter included
- Rear outlet available
- Optional wall chimney.

Wall
60/80/90/120 cm

Motor and Control
800 m³/h
3 spd + boost, touch control

Anti-odour filters
Charcoal: type 6

Lighting
Dynamic Led Light
60 cm
2x1,2 W (2700-5600K)
80/90/120 cm
3x1,2 W (2700-5600 K)

Energy Class
A

Sound pressure level
Min. speed
46dB(A)re1pW
Max. speed
58dB(A)re1pW

**Minimum distance
from cooker top**
Gas hob: 52 cm
Electric hob: 52 cm

Weight
60 cm version: 26 kg
80 cm version: 31 kg
90 cm version: 33 kg
120 cm version: 41 kg

Spare parts

Filter: Charcoal type 6
103050091

Optional accessories

Chimney (optional) (Steel)
KCQAN.00#I

Chimney (optional) (White)
KCQAN.00#B

Chimney (optional) (Black)
KCQAN.00#N

Carbon.Zeo filtering kit
KACL.941

Spare Carbon.Zeo filtering kit
KACL.943

Remote motors
List at p. 266

Wall – 60 cm
White – 800 m³/h
8034122353975

Wall – 60 cm
Black – 800 m³/h
8034122353982

Wall – 80 cm
White – 800 m³/h
8034122353999

Wall – 80 cm
Black – 800 m³/h
8034122354002

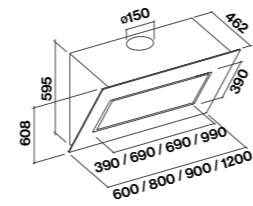
Wall – 90 cm
White – 800 m³/h
8034122354019

Wall – 90 cm
Black – 800 m³/h
8034122354033

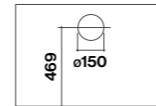
Wall – 90 cm
Grey – 800 m³/h
8034122354026

Wall – 120 cm
White – 800 m³/h
8034122353944

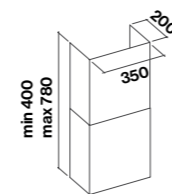
Wall – 120 cm
Black – 800 m³/h
8034122353968



Rear view



Optional chimney



The RAL codes have to be considered indicative since production process and materials may alter the colors.

White / Black / Grey RAL 7022



Design
Quasar





Quasar Top (Fasteel)

- Scotch Brite Fasteel no finger prints
- Perimeter suction
- Electronic control
- Led lighting
- Metallic grease filter, removable and washable
- Charcoal filter included
- Rear outlet available
- Optional chimney.

Spare parts

Filter: Charcoal type 6
103050091

Optional accessories

Chimney (optional) (Fasteel)
KCQAN.00#X

Carbon.Zeo filtering kit
KACL.941

Spare Carbon.Zeo filtering kit
KACL.943

Conveyor filtering mode (Wall)*
KACL.864

Remote motors
List at p. 266

Wall
90/120 cm

Motor and Control
800 m³/h
3 spd + boost, electronic control
Anti-odour filters
Charcoal: type 6
Lighting
Led
3x1,2 W (3200 K)
Energy Class
A

Sound pressure level

Min. speed
46dB(A)re1pW

Max. speed
58dB(A)re1pW

Minimum distance

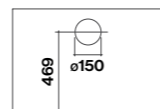
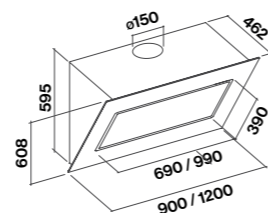
from cooker top
Gas hob: 52 cm
Electric hob: 52 cm

Weight

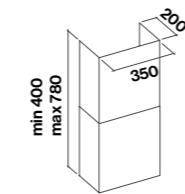
90 cm version: 28 kg
120 cm version: 37 kg

Wall – 90 cm
Fasteel – 800 m³/h
8034122205564

Wall – 120 cm
Fasteel – 800 m³/h
8034122205571



Rear view



Optional chimney

*Conveyors can be used only with regular (Type 3) charcoal filter.



Quasar Green Tech **NEW**

- Scotch Brite stainless steel
- New Green Tech motor
- Finishing tempered glass white or black
- Perimeter suction
- Touch control + 24h function
- Dynamic Led Light
- Metallic grease filter, removable and washable
- New charcoal filter included
- Rear outlet available
- Optional wall chimney.

Spare parts

Filter: Charcoal ø 192 mm
103050093

Optional accessories

Chimney (optional) (Steel)
KCQAN.00#I

Chimney (optional) (White)
KCQAN.00#B

Chimney (optional) (Black)
KCQAN.00#N

Carbon.Zeo filtering kit
KACL.941

Spare Carbon.Zeo filtering kit
KACL.943

Remote control
105080053

Wall – 90 cm

Motor and Control
800 m³/h
3 spd + boost, touch control
Anti-odour filters
Charcoal: ø 192 mm
Lighting
Dynamic Led Light
3x1,2 W (2700 - 5600 K)

Energy Class
A+++

Sound pressure level

Min. speed
45dB(A)re1pW

Max. speed
58dB(A)re1pW

Minimum distance

from cooker top
Gas hob: 52 cm
Electric hob: 52 cm

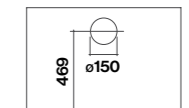
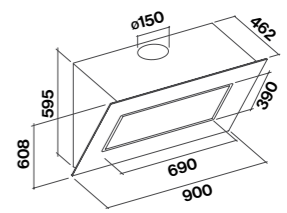
Weight
33 kg

Wall – 90 cm

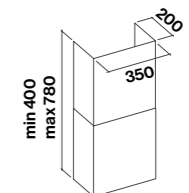
White – 800 m³/h
8034122101804

Wall – 90 cm

Black – 800 m³/h
8034122101811



Rear view



Optional chimney

White / Black



Life inspired.

Flipper

- Tempered glass versions with scotch Brite stainless steel (AISI304) central band
- Electronic control
- Led lighting
- Metallic grease filter, removable and washable
- Charcoal filter included
- Rear outlet available
- Optional wall chimney.

Wall
55/85 cm

Motor and Control
800 m³/h
3 spd + boost, electronic control

Anti-odour filters
Charcoal: type 6

Lighting
Led
2x1,2 W (3200 K)

Energy Class
A

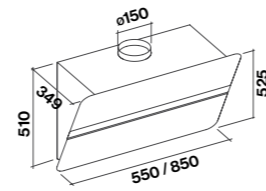
Sound pressure level

Min. speed
46dB(A)re1pW

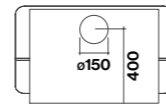
Max. speed
58dB(A)re1pW

Minimum distance from cooker top
Gas hob: 52 cm
Electric hob: 52 cm

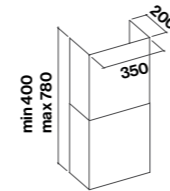
Weight
55 cm version: 17 kg
85 cm version: 25 kg



Rear view



Optional chimney



Spare parts

Filter: Charcoal type 6
103050091

Optional accessories

Chimney (optional) (Steel)
KCQAN.00#1

Chimney (optional) (White)
KCQAN.00#B

Chimney (optional) (Black)
KCQAN.00#N

Carbon.Zeo filtering kit
KACL.941

Spare Carbon.Zeo filtering kit
KACL.943

Conveyor filtering mode (Wall)*
KACL.864

Remote motors
List at p. 266

Wall – 55 cm
Satin white – 800 m³/h
8034122352190

Wall – 55 cm
Satin black – 800 m³/h
8034122352213

Wall – 85 cm
Satin white – 800 m³/h
8034122350004

Wall – 85 cm
Satin black – 800 m³/h
8034122350363

Wall – 85 cm
Satin grey – 800 m³/h
8034122350066

*Conveyors can be used only with regular (Type 3) charcoal filter.

The RAL codes have to be considered indicative since production process and materials may alter the colors.

Satin White /Satin Black / Satin Grey RAL 7032



Design
Flipper





Design
Flipper Green Tech

Flipper Green Tech **NEW**

- Tempered glass versions with Scotch Brite stainless steel (AISI304) central band
- Dynamic Led Light
- New Green Tech motor
- Electronic control
- Led lighting
- Metallic grease filter, removable and washable
- Rear outlet available
- New charcoal filter included
- Optional wall chimney.

Spare parts

Filter: Charcoal ø 192 mm
103050093

Optional accessories

Chimney (optional) (Steel)
KCQAN.00#I

Chimney (optional) (White)
KCQAN.00#B

Chimney (optional) (Black)
KCQAN.00#N

Carbon.Zeo filtering kit
KACL.941

Spare Carbon.Zeo filtering kit
KACL.943

Conveyor filtering mode (Wall)*
KACL.864

Remote control
105080053

*Conveyors can be used only with regular charcoal filter.

Wall – 85 cm

Motor and Control

800 m³/h
3 spd + boost, electronic control

Anti-odour filters

Charcoal: ø 192 mm

Lighting

Dynamic Led Light
2x1,2 W (2700-5500 K)

Energy Class

A+++

Sound pressure level

Min. speed

45dB(A)re1pW

Max. speed

58dB(A)re1pW

Minimum distance from cooker top

Gas hob: 52 cm

Electric hob: 52 cm

Weight

25 kg

Wall – 85 cm

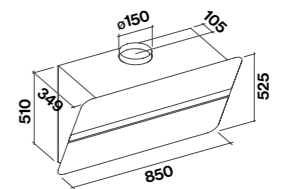
Satin white – 800 m³/h

8034122101729

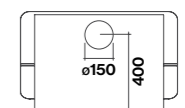
Wall – 85 cm

Satin black – 800 m³/h

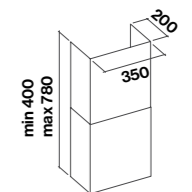
8034122101736



Rear view



Optional chimney



Satin White / Satin Black



Life inspired.



Design
Verso



Verso NEW

- Tempered white or black glass
- Touch control + 24h function
- LED lighting
- Double suction area (frontal and lower)
- Frontal opening
- Metallic grease filter, removable and washable
- Optional combined regeneable Carbon. Zeo filter
- Charcoal filter included
- Rear outlet available
- Optional chimney.

Wall
55/85 cm

Motor and Control
800 m³/h
3 spd + boost, touch control + 24h function

Anti-odour filters
Charcoal: type 6

Lighting
Led 2x1,2 W (3200 K)

Energy Class
A

Sound pressure level
Min. speed
46 dB(A)re1pW
Max. speed
58 dB(A)re1pW

Minimum distance from cooker top
Gas hob: 52 cm
Electric hob: 52 cm

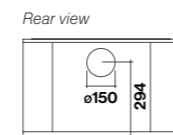
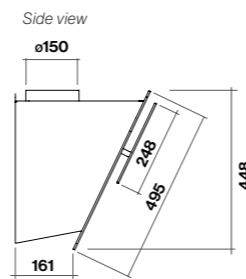
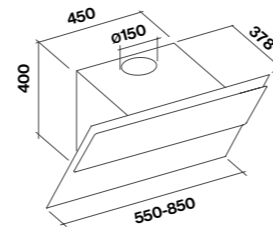
Weight
55 cm version: 17 kg
85 cm version: 19 kg

Wall – 55 cm
White – 800 m³/h
8034122358758

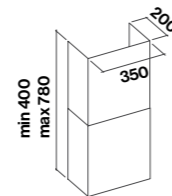
Wall – 55 cm
Black – 800 m³/h
8034122358734

Wall – 85 cm
White – 800 m³/h
8034122358765

Wall – 85 cm
Black – 800 m³/h
8034122358741



Optional chimney



Spare parts

Filter: Charcoal type 6
103050091

Optional accessories

Chimney (optional) (White)
KCQAN.00#B

Chimney (optional) (Black)
KCQAN.00#N

Carbon.Zeo filtering kit
KACL.941

Spare Carbon.Zeo filtering kit
KACL.943

Remote motors
List at p. 266

Black Glass / White Glass



Life inspired.



Trim NEW

- Scotch Brite stainless steel (AISI 304)
- Frontal ceramic panel (Concrete Blend finish) or black tempered glass
- Front panel can be customized
- Frontal scotch Brite stainless steel (AISI 304) frame
- Electronic control
- LED ambient light
- LED lighting
- Top filter, removable and washable
- Charcoal filter included
- Rear outlet available
- Optional chimney.

Spare parts

Filter: Charcoal type 6
103050091

Optional accessories

Chimney (optional) (Steel)
KCQAN.00#1

Carbon.Zeo filtering kit
KACL.941

Spare Carbon.Zeo filtering kit
KACL.943

Conveyor filtering mode (Wall)
KACL.864

Remote motors
List at p. 266

Wall – 90 cm

Motor and Control
800 m³/h
3 spd + boost, electronic control

Anti-odour filters
Charcoal: tipo 6

Lighting
Led 4x1,2 W (3200 K)
Ambient
2x1,2 W (3200 K)

Energy Class
A

Sound pressure level
Min. speed
46dB(A)re1pW
Max. speed
58dB(A)re1pW

Minimum distance from cooker top
Gas hob: 53 cm
Electric hob: 52 cm

Weight
Black Glass version: 25 kg
Concrete Blend version: 25 kg
Customizable version: 21 kg

Wall – 90 cm

Black Glass – 800 m³/h
8034122358314

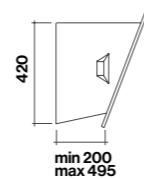
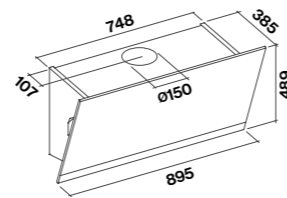
Wall – 90 cm

Concrete Blend – 800 m³/h
8034122358307

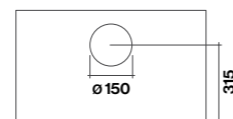
Wall – 90 cm

Customizable* – 800 m³/h
8034122357461

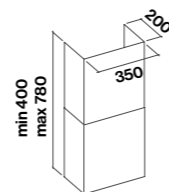
*Trim can be fit with any 5mm thick panel.



Rear view



Optional chimney



Concrete Blend / Black Glass / Customizable



Design
Trim



Design
Diamante



Diamante

- Scotch Brite stainless steel (AISI 304)
- Perimeter suction
- Electronic control
- Neon lighting
- Metallic grease filter, removable and washable
- Charcoal filter included
- Rear outlet available
- Optional chimney
- Optional remote control.

Wall – 90 cm

Motor and Control
800 m³/h
3 spd + boost, electronic control
Anti-odour filters
Charcoal: type 6
Lighting
Neon 2x13 W (6500 K)
Energy Class
B

Sound pressure level

Min. speed
45dB(A)re1pW

Max. speed
57dB(A)re1pW

Minimum distance from cooker top

Gas hob: 53 cm
Electric hob: 52 cm

Weight
22 kg

Spare parts

Filter: Charcoal type 6
103050091

Optional accessories

Chimney (optional) (Steel)
KCQAN.00#1

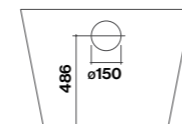
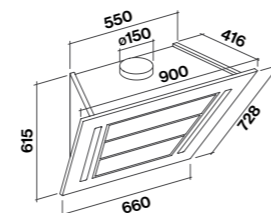
Carbon.Zeo filtering kit
KACL.941

Spare Carbon.Zeo filtering kit
KACL.943

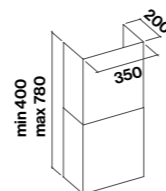
Remote control
105080053

Remote motors
List at p. 266

Wall – 90 cm
800 m³/h
8034122305837



Rear view



Optional chimney

Design
Adara



Adara

- Scotch Brite stainless steel (AISI 304)
- Finishing tempered glass: etched or black
- Electronic control
- Neon lighting
- Top filter removable and washable
- Charcoal filter included.

Wall – 90 cm

Motor and Control
800 m³/h
3 spd + boost, electronic control
Anti-odour filters
Charcoal: type 3
Lighting
Neon 1x8 W (6500 K)
Energy Class
B

Sound pressure level

Min. speed
49dB(A)re1pW

Max. speed
62dB(A)re1pW

Minimum distance from cooker top

Gas hob: 63 cm
Electric hob: 52 cm

Weight
23 kg

Spare parts

Filter: Charcoal type 3
103050107

Optional accessories

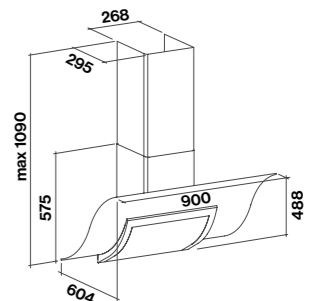
Chimney (optional) (Steel)
KCQAN.00#1

Conveyor filtering mode (Wall)
KACL.864

Remote motors
List at p. 266

Wall – 90 cm*
Etched – 800 m³/h
8034122300948 (Steel chassis)
KACL.062 (Etched Glass kit)

Wall – 90 cm*
Black – 800 m³/h
8034122300948 (Steel chassis)
KACL.088 (Black Glass kit)



*Hood is made by steel chassis and glass kit.



Design
Rialto / Rialto Top

Rialto / Rialto Top (Fasteel)

- Brilliant stainless steel AISI 304 (Rialto)
- Scotch Brite Fasteel no finger prints (Rialto Top)
- Black satin finishing sides
- Led lighting
- Led ambient light
- Electronic control
- Top filter removable and washable
- Charcoal filter included.

Wall – 55 cm

Motor and Control
800 m³/h
3 spd + boost, electronic control

Anti-odour filters
Charcoal: type 6

Lighting
Led
2x1,2 W (3200 K)
Ambient Led
2 rear Led stripes
2x2 W (5500 K)

Energy Class
B

Spare parts

Filter: Charcoal type 6
103050091

Optional accessories

Remote motors
List at p. 266

Sound pressure level

Min. speed
49dB(A)re1pW

Max. speed
59dB(A)re1pW

Minimum distance from cooker top

Gas hob: 50 cm
Electric hob: 52 cm

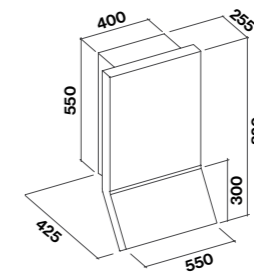
Weight
H 820 version: 20 kg
H 1000 version: 23 kg

Rialto – Wall – 55 cm – h 820
800 m³/h
8034122343587

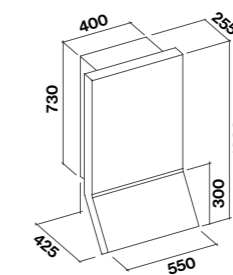
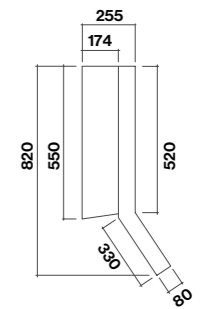
Rialto – Wall – 55 cm – h 1000
800 m³/h
8034122333823

Rialto Top – Wall – 55 cm – h 1000
Fasteel – 800 m³/h
8034122333847

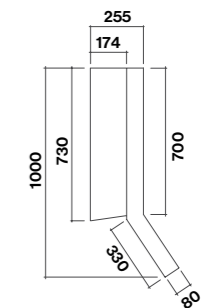
Design Antoniazzi&Niolu



h820 version



h1000 version



reddot design award
winner 2010



Ghost

- Scotch Brite stainless steel (AISI 304)
- Finishing tempered glass: white or black
- Frontal door with automatic opening system
- Touch control + 24h function
- Led lighting
- Led ambient light
- Top filter removable and washable
- Charcoal filter included.

Spare parts

Filter: Charcoal Ghost
101078921

Wall – 60 cm

Motor and Control
600 m³/h
3 speed touch control
Anti-odour filters
Charcoal: Ghost
Lighting
Led stripe
4 W (5500 K)
Ambient Led
2x5 W (5500 K)

Energy Class
C

Sound pressure level

Min. speed

51dB(A)re1pW

Max. speed

62dB(A)re1pW

Minimum distance

from cooker top

Gas hob: 55 cm

Electric hob: 52 cm

Weight

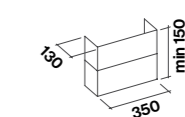
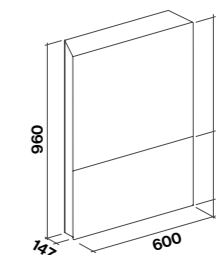
32 kg

Wall – 60 cm

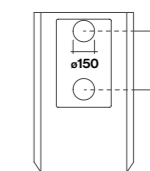
White – 600 m³/h
8034122345970

Wall – 60 cm

Black – 600 m³/h
8034122345994



Optional chimney



Rear view



max 401

Black / White





Design
Lumen

Lumen

- Scotch Brite stainless steel (AISI 304)
- Electronic control
- Neon lighting
- Neon ambient light
- Air Falmecc filter for balanced suction
- Charcoal filter included.

Spare parts

Filter: Charcoal type 3
103050107

Optional accessories

Chimney extension: Wall h700
KACL.510#1

Chimney extension: Wall h960
KACL.512#1

Chimney extension: Island h1200
KACL.557#1

Conveyor filtering mode (Island)*
KACL.866

Conveyor filtering mode(Wall)*
KACL.864

Carbon.Zeo filtering kit (Wall)
KACL.948

Carbon.Zeo filtering kit (Island)
KACL.949#1F

Spare Carbon.Zeo filtering kit (Island)
KACL.934

Remote motors**
List at p. 266

Conveyors can be used only with regular (Type 3) charcoal filter.

**only 800 m³/h version

Wall
60/90/120 cm

Motor and Control

600 m³/h
3 speed electronic control
800 m³/h
3 spd + boost, electronic control
Anti-odour filters
Charcoal: type 3

Lighting

Neon 60 cm: 1x13 W (6500 K)
Neon 90 cm: 1x21 W (6500 K)
Neon 120 cm: 1x28 W (6500 K)

Energy Class

90 cm - 600 m³/h: C
60/90 cm - 800 m³/h: B
120 cm - 800 m³/h: C

Sound pressure level

Min. speed
49dB(A)re1pW

Max. speed
62dB(A)re1pW

Minimum distance from cooker top

Gas hob: 63 cm
Electric hob: 52 cm

Weight

60 cm version: 17 kg
90 cm version: 19 kg
120 cm version: 23 kg

Wall – 60 cm
800 m³/h
8034122324289

Wall – 90 cm
600 m³/h
8034122324791

Wall – 90 cm
800 m³/h
8034122324876

Wall – 120 cm
800 m³/h
8034122323824

Island
90/120 cm

Motor and Control

800 m³/h
3 spd + boost, electronic control
Anti-odour filters
Charcoal: type 3

Lighting

Neon 90 cm: 2x21 W (6500 K)
Neon 120 cm: 2x28 W (6500 K)

Energy Class

C

Sound pressure level

Min. speed
49dB(A)re1pW

Max. speed
62dB(A)re1pW

Minimum distance from cooker top

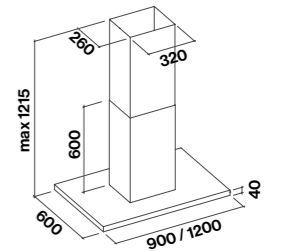
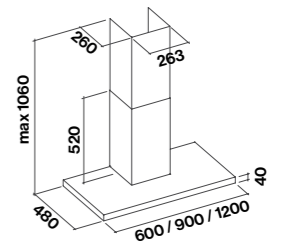
Gas hob: 63 cm
Electric hob: 52 cm

Weight

90 cm version: 31 kg
120 cm version: 35 kg

Island – 90 cm
800 m³/h
8034122323336

Island – 120 cm
800 m³/h
8034122322872



Life inspired.

Lumen Island 175

- Scotch Brite stainless steel (AISI 304)
- Perimeter suction
- Electronic control
- Led lighting on both sides
- Metallic grease filter, removable and washable
- Charcoal filter included.

Spare parts

Filter: Charcoal type 3
103050107

Optional accessories

Chimney extension: Island h1200
KACL.557#1

Conveyor filtering mode(Island)*
KACL.866

Carbon.Zeo filtering kit (Island)
KACL.949#1F

Spare Carbon.Zeo filtering kit
(Island)
KACL.934

Remote motors
List at p. 266

Island – 175 cm

Motor and Control
800 m³/h
3 spd + boost, electronic control

Anti-odour filters
Charcoal: type 3

Lighting
Led 40 W (4000 K)

Energy Class
C

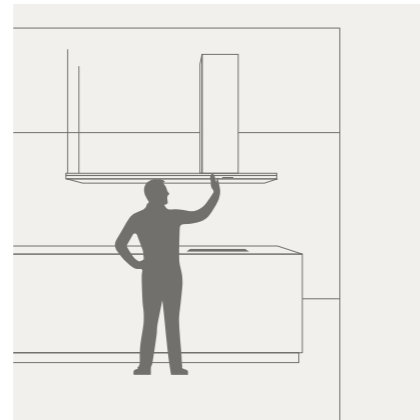
Sound pressure level
Min. speed
49dB(A)re1pW
Max. speed
62dB(A)re1pW

Minimum distance from cooker top
Gas hob: 63 cm
Electric hob: 52 cm

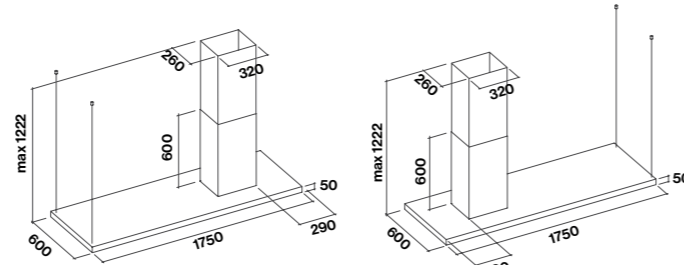
Weight
48 kg

Island – 175 cm
Rightward version – 800 m³/h
8034122358598

Island – 175 cm
Leftward version – 800 m³/h
8034122358604

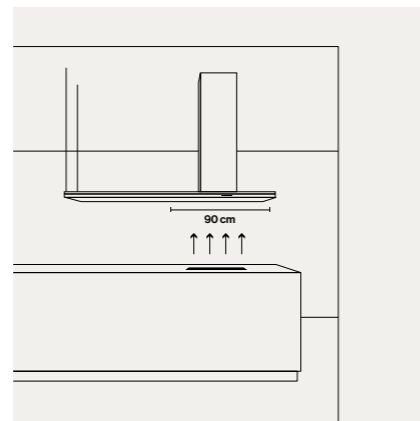


Rightward version example: chimney and button boards are on the right side when standing in front of the hood.



Rightward version

Leftward version



Suction surface is 90 cm wide, right below the chimney.

*Conveyors can be used only with regular (Type 3) charcoal filter.

Design
Lumen Isola 175



**Design
Plane**



Plane

- Scotch Brite stainless steel (AISI 304)
- Mechanical or electronic control
- Led lighting
- Air Falmecc filter for balanced suction
- Charcoal filter included.

Optional accessories

Chimney extension: Wall h700
KACL.510#I

Chimney extension: Wall h960
KACL.512#I

Chimney extension: Island h1200
KACL.557#I

Conveyor filtering mode (Island)*
KACL.866

Conveyor filtering mode (Wall)*
KACL.864

Carbon.Zeo filtering kit (Wall)
KACL.948

Carbon.Zeo filtering kit (Island)
KACL.949#IF

Spare Carbon.Zeo filtering kit (Is.)
KACL.934

Remote motors**
List at p. 266

**only 800 m³/h version

Wall
60/90/120 cm
Island
90/120 cm

Motor and Control
600 m³/h
800 m³/h
3 spd + boost, electronic control

Anti-odour filters
Carbone : 3

Lighting
Led
Wall: 60/90 cm
2x1,2 W (3200 K)
Wall: 120 cm
3x1,2 W (3200 K)
Island: 90/120 cm
4x1,2 W (3200 K)

Energy Class
600 m³/h: C
800 m³/h: B

Sound pressure level
Min. speed
47 dB(A)re1pW
Max. speed
62dB(A)re1pW

Minimum distance from cooker top
Gas hob: 63 cm
Electric hob: 52 cm

Weight
60 cm wall version: 16 kg
90 cm wall version: 18 kg
120 cm wall version: 22 kg
90 cm island version: 30 kg
120 cm island version: 32 kg

Wall – 60 cm
600 m³/h
8034122330457

Wall – 90 cm
600 m³/h
8034122330877

Wall – 90 cm
800 m³/h
8034122331058

Wall – 120 cm
800 m³/h
8034122330273

Island – 90 cm
600 m³/h
8034122329628

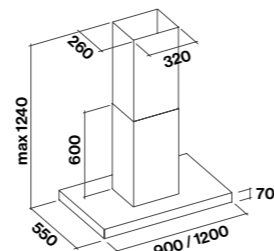
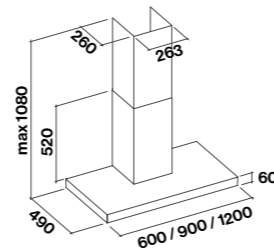
Island – 90 cm
800 m³/h
8034122329802

Island – 120 cm
800 m³/h
8034122329406

Spare parts

Filter: Charcoal type 3
8034122703534

*Conveyors can be used only with regular (Type 3) charcoal filter.



**Design
Plane On Demand**



Plane On Demand

- Scotch Brite stainless steel (AISI 304)
- Electronic control
- Led lighting
- Top filter removable and washable
- Charcoal filter included.

Spare parts

Charcoal filter type 3
103050107

Optional accessories

Chimney extension: Wall h700
KACL.510#I

Chimney extension: Wall h960
KACL.512#I

Carbon.Zeo filtering kit (Wall)
KACL.948

Conveyor filtering mode (Wall)*
KACL.864

Remote motors
List at p. 266

*Conveyors can be used only with regular (Type 3) charcoal filter.

Wall
60-150 cm

Motor and Control
800 m³/h
3 spd + boost, electronic control

Filters
Charcoal: type 3

Lighting
Led
60-89 cm: 2x1,2 W (3200 K)
90-119 cm: 3x1,2 W (3200 K)
120-150 cm: 3x1,2 W (3200 K)

Energy Class
B

Sound pressure level
Min. speed
49 dB(A)re1pW
Max. speed
62 dB(A)re1pW

Minimum distance from cooker top
Gas hob: 63 cm
Electric hob: 52 cm

Weight
60-89 cm version: 17 kg
90-119 cm version: 21 kg
120-150 cm version: 25 kg

Wall
H 60-80 mm / L 60-89 cm
800 m³/h
8034122342535

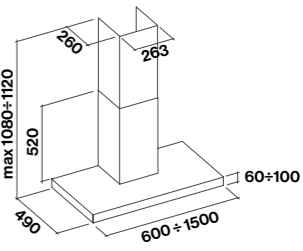
Wall
H 60-80 mm / L 90-119 cm
800 m³/h
8034122342559

Wall
H 60-80 mm / L 120-150 cm
800 m³/h
8034122342511

Wall
H 81-100 mm / L 60-89 cm
800 m³/h
8034122342542

Wall
H 81-100 mm / L 90-119 cm
800 m³/h
8034122342566

Wall
H 81-100 mm / L 120-150 cm
800 m³/h
8034122342528





Plane Green Tech NEW

- Scotch Brite stainless steel (AISI 304)
- New Green Tech motor
- Dynamic Led Light
- Air Falmecc filter for balanced suction
- Charcoal filter included.

Spare parts

Filter: Charcoal type 3
103050107

Optional accessories

Chimney extension: Wall h700
KACL.510#I

Chimney extension: Wall h960
KACL.512#I

Chimney extension: Island h1200
KACL.557#I

Carbon.Zeo filtering kit (Wall)
KACL.948

Carbon.Zeo filtering kit (Island)
KACL.949#IF

Spare Carbon.Zeo filtering kit (Is.)
KACL.934

Conveyor filtering mode (Island)*
KACL.866

Conveyor filtering mode (Wall)*
KACL.864

Wall – 90 cm
Island – 90 cm

Motor and Control
800 m³/h
New Green Tech motor
3 spd + boost, electronic control
Anti-odour filters
Charcoal: type 3

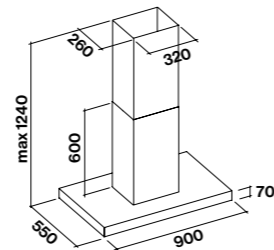
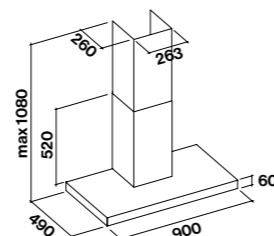
Lighting
Dynamic Led Light
Wall: 90 cm
2x1,2 W (2700-5600 K)
Island: 90 cm
4x1,2 W (2700-5600 K)

Energy Class
A+
Sound pressure level
Min. speed
48dB(A)re1pW
Max. speed
62dB(A)re1pW
Minimum distance from cooker top
Gas hob: 63 cm
Electric hob: 52 cm
Weight
Wall version: 18 kg
Island version: 30 kg

Conveyors can be used only with regular (Type 3) charcoal filter.

Wall – 90 cm
800 m³/h
8034122101798

Island – 90 cm
800 m³/h
8034122101781



Plane White/Black NEW

- Painted white or black matte steel
- Electronic control
- Led lighting
- Metallic grease filter, removable and washable
- Charcoal filter included.

Spare parts

Filter: Charcoal type 3
103050107

Optional accessories

Spare Carbon.Zeo filtering kit (Is.)
KACL.934

Conveyor filtering mode (Island)*
KACL.866

Conveyor filtering mode (Wall)*
KACL.864

Remote motors
List at p. 266

Wall – 90 cm

Motor and Control
800 m³/h
3 spd + boost, electronic control
Anti-odour filters
Charcoal: type 3

Lighting
Led 2x1,2 W (3200 K)

Energy Class
B

Sound pressure level
Min. speed
49dB(A)re1pW

Max. speed
61dB(A)re1pW

Minimum distance from cooker top
Gas hob: 63 cm
Electric hob: 52 cm

Weight
20 kg

Wall – 90 cm
White – 800 m³/h
8034122342108

Wall – 90 cm
Black – 800 m³/h
8034122359892

Island – 90 cm

Motor and Control
800 m³/h
3 spd + boost, electronic control
Anti-odour filters
Charcoal: type 3

Lighting
Led 4x1,2 W (3200 K)

Energy Class
B

Sound pressure level
Min. speed
49dB(A)re1pW

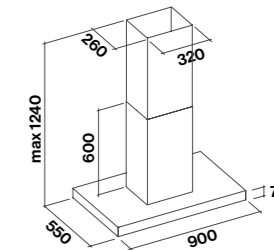
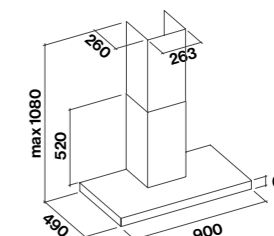
Max. speed
61dB(A)re1pW

Minimum distance from cooker top
Gas hob: 63 cm
Electric hob: 52 cm

Weight
31 kg

Island – 90 cm
White – 800 m³/h
8034122342092

Island – 90 cm
Black – 800 m³/h
8034122359885



Conveyors can be used only with regular (Type 3) charcoal filter.

Design
Plane Top



Plane Top (Fasteel)

- Scotch Brite Fasteel no finger prints
- Perimeter suction
- Electronic control
- Dynamic Led Light
- Metallic grease filter, removable and washable
- Charcoal filter included.

Spare parts

Filter: Charcoal type 3
103050107

Optional accessories

Chimney extension: Wall h700
KACL.510#X

Chimney extension: Wall h960
KACL.512#X

Chimney extension: Island h1200
KACL.557#X

Conveyor filtering mode (Island)*
KACL.866

Conveyor filtering mode (Wall)*
KACL.864

Remote motors
List at p. 266

Wall
90/120 cm

Motor and Control
800 m³/h
3 spd + boost, electronic control
Anti-odour filters
Charcoal: type 3

Lighting
Dynamic Led Light
90 cm: 2x1,2 W (2700-5600 K)
120 cm: 3x1,2 W (2700-5600 K)

Energy Class
B

Sound pressure level

Min. speed
49dB(A)re1pW

Max. speed
61dB(A)re1pW

Minimum distance from cooker top
Gas hob: 63 cm
Electric hob: 52 cm

Weight
90 cm version: 19 kg
120 cm version: 25 kg

Wall – 90 cm

Fasteel – 800 m³/h

8034122203454

Wall – 120 cm

Fasteel – 800 m³/h

8034122203157

Island
90 cm

Motor and Control
800 m³/h
3 spd + boost, electronic control
Anti-odour filters
Charcoal: type 3

Lighting
Led 4x1,2 W (3200 K)
Energy Class
B

Sound pressure level

Min. speed
49dB(A)re1pW

Max. speed
61dB(A)re1pW

Minimum distance from cooker top
Gas hob: 63 cm
Electric hob: 52 cm

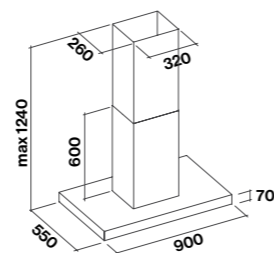
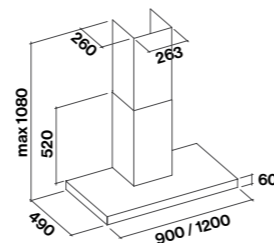
Weight
31 kg

Island – 90 cm

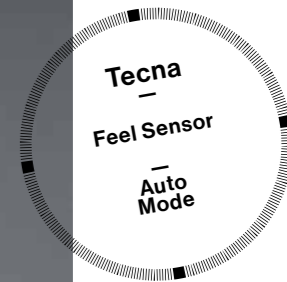
Fasteel – 800 m³/h

8034122202907

*Conveyors can be used only with regular (Type 3) charcoal filter.



Design
Tecna Feel



Tecna Feel NEW

- Scotch Brite stainless steel (AISI 304)
- Black tempered glass
- Touch control
- Dynamic Led Light
- No-Drop patented anti-condensation system
- Auto mode with Feel sensor

Wall
90 cm

Motor and Control
800 m³/h
3 spd + boost, electronic control
Lighting
Dynamic Led Light
3x1,2 W (2700-5600 K)

Energy Class
B

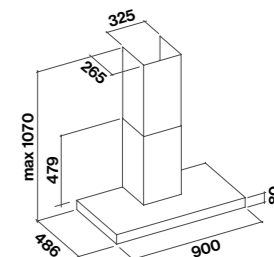
Minimum distance from cooker top
Gas hob: 64 cm
Electric hob: 52 cm

Wall – 90 cm*

Black – 800 m³/h

Tecna, a linear-shape product, composed of a steel body and a front in black tempered glass. A simple design that hides a complex technology heart inside, thanks to an exceptional equipment: anti-condensation filters for total elimination of the moisture generated by cooking fumes; "Feel" technology and related sensor system that analyzes the quality of the air and accordingly regulates the powering on and the operating speed of the hood. Tecna is also equipped with Falmecc's exclusive Dynamic Led Light technology, to select the best gradation in terms of color temperature.

***Tecna Feel is available starting March 2019.**





Design
Lux

Lux (Fasteel)

- Scotch Brite Fasteel no finger prints
- Etched tempered extra light glass
- Perimeter suction
- Electronic control
- Neon lighting
- Metallic grease filter, removable and washable
- Charcoal filter included.

Spare parts

Filter: Charcoal type 3
103050107

Optional accessories

Extension Wall h700
KACL.490#X

Extension Wall h960
KACL.492#X

Extension Island h1200
KACL.558#X

Conveyor filtering mode (Island)*
KACL.866

Remote motors
List at p. 266

Wall
90/120 cm

Motor and Control
800 m³/h
3 spd + boost, electronic control
Anti-odour filters
Charcoal: type 3
Lighting
Neon
90 cm: 2x21 W (6500 K)
120 cm: 2x28 W (6500 K)
Energy Class
C

Sound pressure level
Min. speed
49dB(A)re1pW
Max. speed
61dB(A)re1pW
Minimum distance from cooker top
Gas hob: 65 cm
Electric hob: 52 cm
Weight
90 cm version: 29 kg
120 cm version: 34 kg

Wall – 90 cm
Fasteel – 800 m³/h
8034122201665

Wall – 120 cm
Fasteel – 800 m³/h
8034122201450

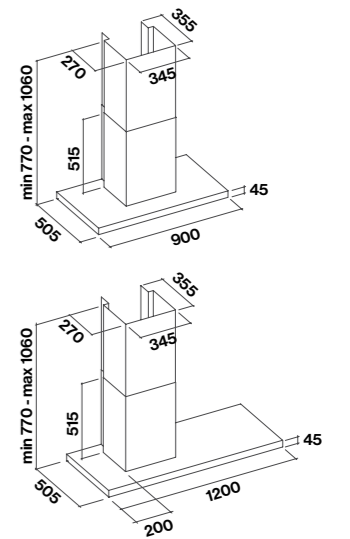
Island
90/120 cm

Motor and Control
800 m³/h
3 spd + boost, electronic control
Anti-odour filters
Charcoal: type 3
Lighting
Neon
90 cm: 2x21 W (6500 K)
120 cm: 2x28 W (6500 K)
Energy Class
C

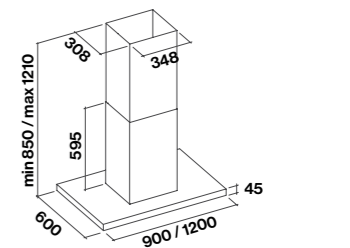
Sound pressure level
Min. speed
49dB(A)re1pW
Max. speed
61dB(A)re1pW
Minimum distance from cooker top
Gas hob: 65 cm
Electric hob: 52 cm
Weight
90 cm version: 40 kg
120 cm version: 46 kg

Island – 90 cm
Fasteel – 800 m³/h
8034122201276

Island – 120 cm
Fasteel – 800 m³/h
8034122201115



120 cm version is available only with left-shifted chimney.



WALL. Without extension: chimney H 560 mm / with extension: chimney H min. 770 mm - max 1060 mm.
ISLAND. Without extension: chimney H 640 mm / with extension: chimney H min. 850 mm - max 1210 mm.

Conveyors can be used only with regular (Type 3) charcoal filter.

Europa (Fasteel)

- Scotch Brite Fasteel no finger prints
- Perimeter suction
- Electronic control
- Led lighting
- Metallic grease filter, removable and washable
- Charcoal filter included.

Spare parts

Filter: Charcoal type 3
103050107

Optional accessories

Shelf glass 90 cm
KACL.064

Island glass 90 cm
KACL.066

Island glass 120 cm
KACL.065

Conveyor filtering mode (Island)*
KACL.866

Remote motors
List at p. 266

*Conveyors can be used only with regular (Type 3) charcoal filter.

Island
90/120 cm

Motor and Control
800 m³/h
3 spd + boost, electronic control

Anti-odour filters
Charcoal: type 3

Lighting
Led 4x1,2 W (3200 K)

Lighting shelf
Led 4x1,2 W (3200 K)

Energy Class
B

Sound pressure level
Min. speed

49dB(A)re1pW

Max. speed

61dB(A)re1pW

Minimum distance

from cooker top

Gas hob: 63 cm

Electric hob: 52 cm

Weight

90 cm version: 35 kg

120 cm version: 41 kg

Island – 90 cm

Fasteel – 800 m³/h

8034122200392

Island – 120 cm

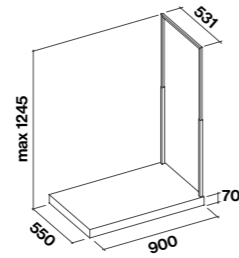
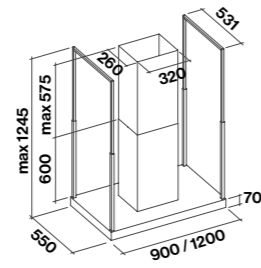
Fasteel – 800 m³/h

8034122200187

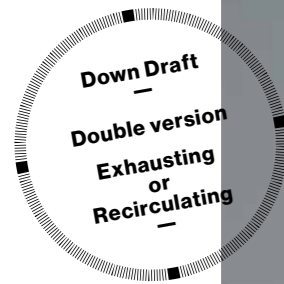
Shelf – 90 cm

Fasteel – 800 m³/h

8034122200491







Down Draft

- Scotch Brite stainless steel (AISI 304)
- Tempered white or black glass or steel panel
- Perimeter suction
- Touch control + 24 h function
- Led lighting
- Top filter removable and washable
- Motor not included
- Optional remote control.

Available motors

KACL.798#41F
Motor 950 m³/h
8034122709833

KACL.782#49F
Slim Motor 800 m³/h
8034122708584

KACL.770#41F
Motor 1100 m³/h
8034122710211

KACL.797#4AF
Motor 1300 m³/h
8034122709628

KACL.786#41F
External extractor 1000 m³/h
8034122707433

KACL.796#4AF
External extractor 1500 m³/h
8034122709611

Exhausting version
90/120 cm

Motor
Not included

Comandi
3 spd + boost, touch control

Lighting
Led strip 14 W (5500 K)

Energy Class
90 cm, 950 m³/h: B
120 cm, 950 m³/h: C

Sound pressure level

Min. speed
51dB(A)re1pW

Max. speed
64dB(A)re1pW

Minimum distance from cooker top
60 mm

Weight
90 cm version: 37 kg
120 cm version: 44 kg

Optional Accessories

Filter: Carbon.Zeo
Small underbase
KACL.930

Spare filter
Small underbase
KACL.931

Filter: Carbon.Zeo
Compact underbase
KACL.945

Re-circulation version
90/120 cm

Motor
Not included

Comandi
3 spd + boost, touch control

Lighting
Led strip 14 W (5500 K)

Energy Class
600 m³/h: B

Sound pressure level

Min. speed
50dB(A)re1pW

Max. speed
60dB(A)re1pW

Minimum distance from cooker top
60 mm

Weight
90 cm version: 37kg
120 cm version: 44kg

Spare filter
Compact underbase
KACL.946

Filter: cellular charcoal h60
KACL.951

Spare filter h60
KACL.952

Base grid filter h60
KACL.955

Remote control
105080053

Down Draft – 90 cm
White
8034122348087

Down Draft – 90 cm
Black
8034122348100

Down Draft – 90 cm
Steel
8034122348094

Down Draft – 120 cm
White
8034122348544

Down Draft – 120 cm
Black
8034122348551

Down Draft – 120 cm
Steel
8034122348582

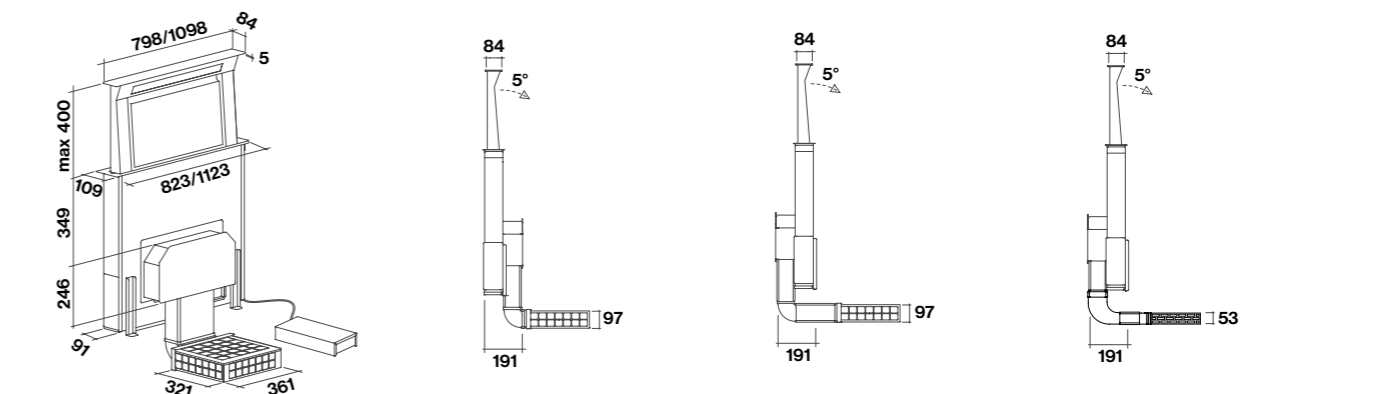
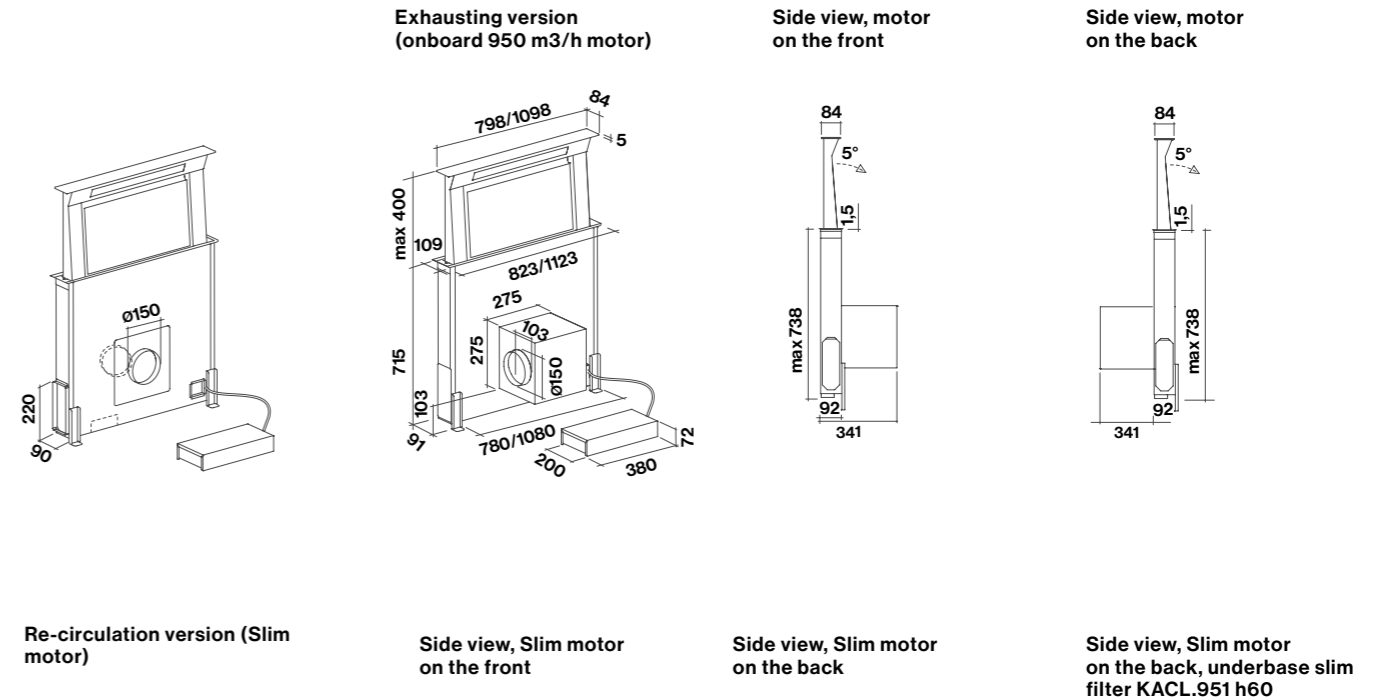
Falmec recommends using this hoods with panoramic hobs.

Upper panel finish:
White /Black / Steel



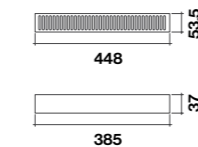
Design
Down Draft

Setup examples.



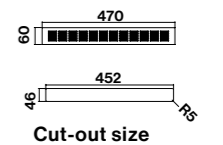
Cut-out size
90 cm: 98 mm x 810 mm
120 cm: 98 mm x 1110 mm

Base board grid, included in the filter kit KACL.930



Cut-out size

Base board grid, for use with filter KACL.951 h60 (optional)



Cut-out size



Move

- Scotch Brite stainless steel (AISI 304)
- Black or white tempered glass
- Sliding door
- Electronic control
- Dynamic Led Light
- Metallic grease filter, removable and washable
- Optional combined regenerable Carbon.Zeo filter
- Optional chimney
- Optional glass shelf
- Rear outlet available.

Optional accessories

Glass shelf 60 cm
KACL.106

Glass shelf 90 cm
KACL.107

Glass shelf 120 cm
KACL.108

Telescopic chimney 185+185 mm
KCVJN.00#3

Telescopic chimney 120 mm
KCVJN.01#3

Remote motors
List at p. 266

Built-in
60/90/120 cm

Motor and Control
800 m³/h
3 spd + boost, electronic control

Anti-odour filters
Carbone.Zeolite opzionale

Lighting
Dynamic Led Light
60 cm: 2x1,2 W (2700-5500 K)
90/120 cm: 3x1,2 W (2700-5500 K)

Energy Class
B

Sound pressure level

Min. speed

49dB(A)re1pW

Max. speed

62dB(A)re1pW

Minimum distance

from cooker top

Gas hob: 52 cm

Electric hob: 52 cm

Weight

60 cm version: 14 kg

90 cm version: 17 kg

120 cm version: 20 kg

Spare parts

Filter: Carbon.Zeo
KACL.934

Built-in – 60 cm
White – 800 m³/h
8034122352152

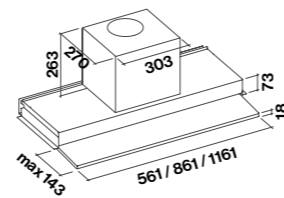
Built-in – 60 cm
Black – 800 m³/h
8034122352169

Built-in – 90 cm
White – 800 m³/h
8034122352176

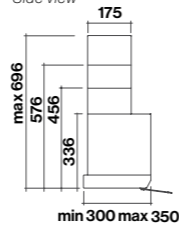
Built-in – 90 cm
Black – 800 m³/h
8034122352183

Built-in – 120 cm
White – 800 m³/h
8034122353333

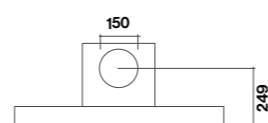
Built-in – 120 cm
Black – 800 m³/h
8034122353326



Side view



Rear view



Optional shelf



Move Green Tech NEW

- Scotch Brite stainless steel (AISI 304)
- New Green Tech motor
- Black or white tempered glass
- Sliding door
- Electronic control
- Dynamic Led Light
- Metallic grease filter, removable and washable
- Optional combined regenerable Carbon.Zeo filter
- Optional chimney
- Optional glass shelf
- Rear outlet available.

Spare parts

Filter: Carbon.Zeo
KACL.934

Optional accessories

Glass shelf 90 cm
KACL.107

Telescopic chimney 185+185 mm
KCVJN.00#3

Telescopic chimney 120 mm
KCVJN.01#3

Built-in
90 cm

Motor and Control
800 m³/h
New Green Tech motor
3 spd + boost, electronic control

Anti-odour filters
Optional Carbon.Zeo filter

Lighting
Dynamic Led Light
3x1,2 W (2700-5500 K)

Energy Class

A++

Sound pressure level

Min. speed

48dB(A)re1pW

Max. speed

62dB(A)re1pW

Minimum distance

from cooker top

Gas hob: 52 cm

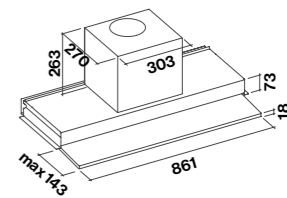
Electric hob: 52 cm

Weight

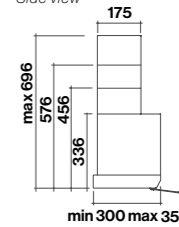
17 kg

Built-in – 90 cm
White – 800 m³/h
8034122101828

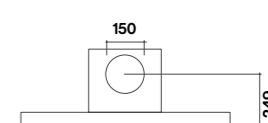
Built-in – 90 cm
Black – 800 m³/h
8034122101835



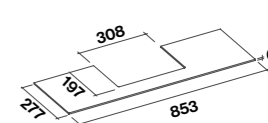
Side view



Rear view



Optional shelf



Life inspired.



Design
Virgola



Virgola

Virgola

- Scotch Brite stainless steel or matte black painted steel
- Tempered turning glass flap (smoked glass on black version)
- Electronic control
- Dynamic Led Light
- Metallic grease filter, removable and washable
- Charcoal filter included.

Spare parts

Filter: Charcoal type 3
103050107

Optional accessories

Carbon.Zeo filtering kit (Built-in)
KACL.950

Spare Carbon.Zeo filtering kit**
(Built-in)
KACL.934

**minimum cabinet height: 600mm

Built-in
60/90/120 cm

Motor and Control
600 m³/h
3 speed electronic control

Anti-odour filters
Charcoal

Lighting
Dynamic Led Light
60/90 cm
2x1,2 W (3200 - 5500 K)
120 cm
Led 4x1,2 W (3200 - 5500 K)

Energy Class
C

Sound pressure level

Min. speed
49dB(A)re1pW

Max. speed
65dB(A)re1pW

**Minimum distance
from cooker top**

Gas hob: 52 cm
Electric hob: 52 cm

Weight

60 cm version: 10 kg
90 cm version: 12 kg
120 cm version: 14 kg

Built-in – 60 cm
Steel - 600 m³/h
8034122345253

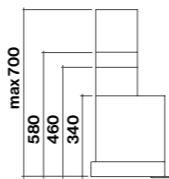
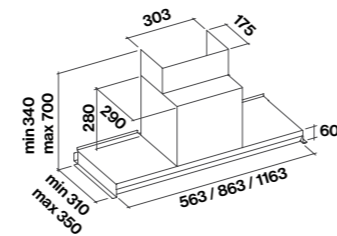
Built-in – 90 cm
Steel - 600 m³/h
8034122345260

Built-in – 120 cm
Steel - 600 m³/h
8034122345246

Built-in – 60 cm
Black - 600 m³/h
8034122360126

Built-in – 90 cm
Black - 600 m³/h
8034122360133

Built-in – 120 cm
Black - 600 m³/h
8034122360119



Black / Steel



Virgola Black



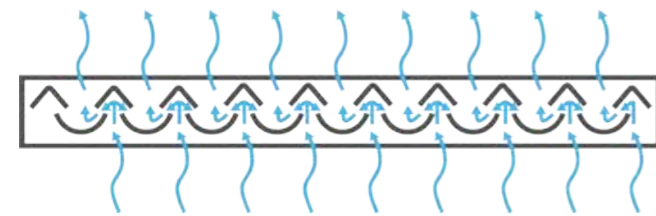
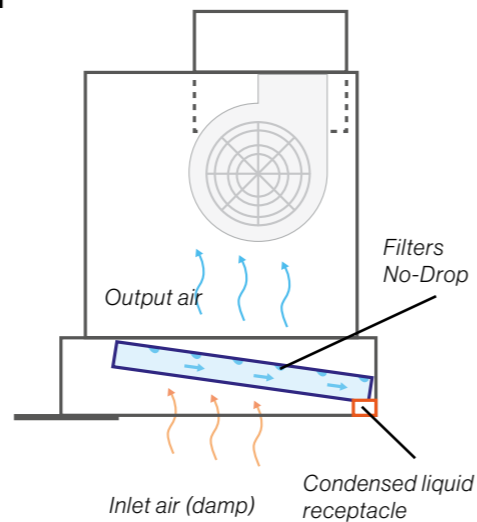
No-Drop System.

No drips in the kitchen.

Falmec has developed an innovative technology that finally solves the problem of liquids dripping due to cooking vapours condensation. This is an unpleasant and common occurrence, particularly accentuated when using induction hobs. Falmec's patented "No-Drop System" consists of a set of metallic filters with a criss-cross structure designed

to channel liquids which are captured in a suitable collector. In addition, filters surface is treated with a special coating that prevents the formation of larger drops. Cooking vapours are instead spread and pulverized evenly across the filters surface, and then collected.

Gravity causes condensed vapours to slip along an inclined canal and flow into a receptacle for collecting liquids that can be emptied and replaced after cleaning.



Profile of filter with criss-cross blades illustrating condensation of vapours.



Virgola No-Drop NEW

- Stainless steel with scotch Brite finish
- Rotating tempered glass flap
- Electronic control
- Dynamic LED Light
- Patented No-Drop anti-condensing system.

Optional accessories

Cellular charcoal filter
KACL.954

Telescopic chimney
185+185 mm
KCVJN.00#3

Telescopic chimney 120 mm
KCVJN.01#3

Built-in
60/90/120 cm

Motors and Controls
800 m³/h
3 spd + boost, electronic control
Anti-odour filters

Optional Carbon.Zeo filter
Lighting
Dynamic Led Light
60/90 cm

4x1,2 W (2700-5600 K)
Energy class
C

Sound pressure level

Min. speed

49 dB(A)re1pW

Max. speed

65 dB(A)re1pW

Minimum distance from cooker top

Gas hob: 52 cm

Electric hob: 52 cm

Weight

60 cm version: 13 kg

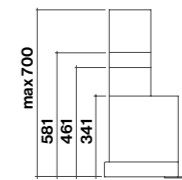
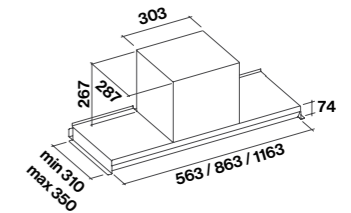
90 cm version: 16 kg

120 cm version: 19 kg

Built-in - 60 cm
800 m³/h
8034122359588

Built-in - 90 cm
800 m³/h
8034122359595

Built-in - 120 cm
800 m³/h
8034122359571



For best results from your hood and No-Drop technology, we recommend you use the hood in extraction mode and check that it is correctly installed.



Design
Gruppo Incasso



Gruppo Incasso

- Scotch Brite stainless steel (AISI 304)
- Perimeter suction
- Electronic control
- Dynamic Led Light
- Metallic grease filter, removable and washable
- Charcoal filter included
- Optional remote control.

Spare parts

Filter: Charcoal type 2 (600 m³/h)
103050102

Filter: Charcoal type 6 (800 m³/h)
103050091

Carbon.Zeo filtering kit (Built-in)**
KACL.950

Spare Carbon.Zeo filtering kit (Built-in)**
KACL.934

Optional accessories

Remote control
105080053

Remote motors*
List at p. 266

*800 m³/h version only

**minimum cabinet height: 600mm

Built-in
50/70/105 cm

Motor and Control

600 m³/h
3 speed electronic control
800 m³/h
3 spd + boost, electronic control

Anti-odour filters
Charcoal: type 2 / 6

Lighting
Dynamic Led Light
50/70 cm
2x1,2 W (2700-5600 K)
105 cm
4x1,2 W (2700-5600 K)

Energy Class

600 m³/h: C
800 m³/h: B

Sound pressure level

Min. speed
49dB(A)_{re1pW}***

Max. speed
65dB(A)_{re1pW}***

Minimum distance from cooker top

Gas hob: 62 cm
Electric hob: 52 cm

Weight

50 cm version: 10 kg
70 cm version: 12 kg
105 cm version: 15 kg

*** value refers to 600 m³/h version

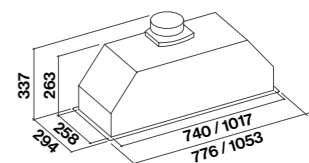
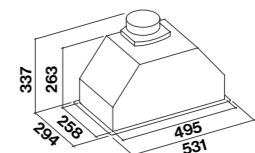
Built-in – 50 cm
600 m³/h
8034122353388

Built-in – 50 cm
800 m³/h
8034122353395

Built-in – 70 cm
600 m³/h
8034122353401

Built-in – 70 cm
800 m³/h
8034122353418

Built-in – 105 cm
800 m³/h
8034122353371



Cut-out size
50 cm: 505 mm x 262 mm
70 cm: 751 mm x 262 mm
105 cm: 1029 mm x 262 mm

Design
Gruppo Incasso Murano



Gruppo Incasso Murano

- Tempered extra-light white glass
- Perimeter suction
- Touch control + 24h function
- Dynamic Led Light
- Metallic grease filter, removable and washable
- Charcoal filter included
- Remote control included.

Built-in
50/70 cm

Motor and Control
800 m³/h
3 spd + boost, electronic control
Anti-odour filters
Charcoal: type 6
Lighting
Dynamic Led Light
2x2,4 W (2700-5600 K)
Energy Class
B

Sound pressure level
Min. speed
49dB(A)re1pW
Max. speed
61dB(A)re1pW
Minimum distance from cooker top
Gas hob: 62 cm
Electric hob: 52 cm
Weight
50 cm version: 11 kg
70 cm version: 13 kg

Built-in – 50 cm
800 m³/h
8034122348391

Built-in – 70 cm
800 m³/h
8034122348407

Spare parts

Filter: Charcoal type 6
103050091

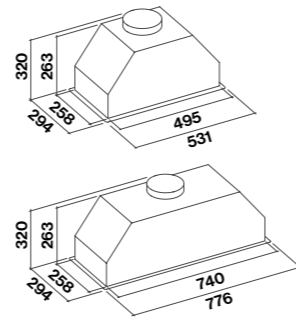
Optional accessories

Carbon.Zeo filtering kit (Built-in)
KACL.950**

Spare Carbon.Zeo filtering kit
(Built-in)
KACL.934

Remote motors
List at p. 266

**minimum cabinet height: 600mm



Cut-out size
50 cm: 505 mm x 262 mm
70 cm: 751 mm x 262 mm

Design
Gruppo Incasso Green Tech



Gruppo Incasso Green Tech NEW

- Scotch Brite stainless steel (AISI 304)
- New Green Tech motor
- Perimeter suction
- Electronic control
- Dynamic Led Light
- Metallic grease filter, removable and washable
- New charcoal filter included
- Optional remote control.

Built-in
50/70 cm

Motor and Control
800 m³/h
Green Tech motor
3 spd + boost, electronic control
Anti-odour filters
Charcoal: ø 192 mm
Lighting
Dynamic Led Light
2x2,4 W (2700-5600 K)
Energy Class
A+

Sound pressure level
Min. speed
47dB(A)re1pW
Max. speed
61dB(A)re1pW
Minimum distance from cooker top
Gas hob: 62 cm
Electric hob: 52 cm
Weight
50 cm version: 9 kg
70 cm version: 11 kg

Built-in – 50 cm
800 m³/h
8034122101743

Built-in – 70 cm
800 m³/h
8034122101750

Spare parts

Filter: Charcoal ø 192 mm
103050093

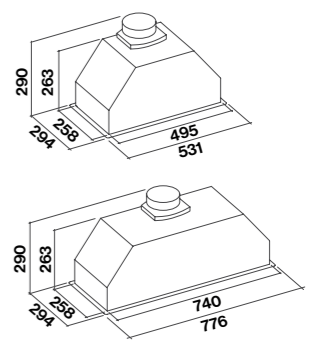
Optional accessories

Carbon.Zeo filtering kit (Built-in)
KACL.950**

Spare Carbon.Zeo filtering kit
(Built-in)
KACL.934

Remote control
105080053

**minimum cabinet height:
600mm



Cut-out size
50 cm: 505 mm x 262 mm
70 cm: 751 mm x 262 mm

Design
Gruppo Incasso Touch Vision



Gruppo Incasso Touch Vision NEW

- Scotch Brite stainless steel (AISI 304)
- Perimeter suction
- Ergonomic Touch Vision control with color-coded speed
- Dynamic Led Light
- Metallic grease filter, removable and washable
- Charcoal filter included
- Optional remote control.

Spare parts

Filter: Charcoal type 6
103050091

Optional accessories

Carbon.Zeo filtering kit (Built-in)
KACL.950 **

Spare Carbon.Zeo kit
KACL.934

Remote control
105080053

Remote motors
List at p. 266

**minimum cabinet height: 600mm

Gruppo Incasso Touch Vision will be available starting March 2019.

Built-in – 50/70 cm

Motor and Control
800 m³/h
3 spd + boost, Touch Vision control

Anti-odour filters
Charcoal: type 6

Lighting
Dynamic Led Light
2x2,4 W (2700-5600 K)

Energy Class
B

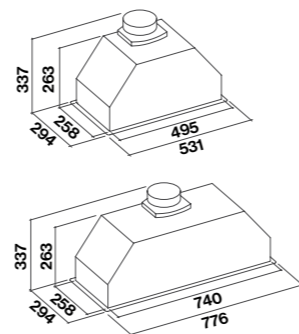
Sound pressure level
Min. speed
49 dB(A)re1pW
Max. speed
65 dB(A)re1pW

Minimum distance from cooker top
Gas hob: 62 cm
Electric hob: 52 cm

Weight
50 cm: 10 kg
70 cm: 12 kg

Built-in – 50 cm
800 m³/h
8034122359748

Built-in – 70 cm
800 m³/h
8034122359755



Cut-out size
50 cm: 505 mm x 262 mm
70 cm: 751 mm x 262 mm

Design
Integrata



Integrata

- Scotch Brite stainless steel (AISI 304)
- Pneumatic opening door
- Mechanical control
- Led lighting
- Top filter removable and washable
- Charcoal filter included.

Spare parts

Filter: Charcoal type 2
103050102

Optional accessories

Inox door 90 cm
KACL.101#ZZZIF

Built-in – 90 cm

Motor and Control
600 m³/h
3 speed mechanical control

Anti-odour filters
Charcoal: type 2

Lighting
Led 2x1,2 W (3200 K)

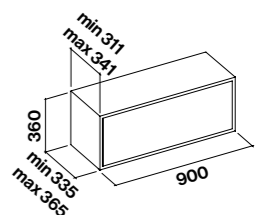
Energy Class
C

Sound pressure level
Min. speed
49dB(A)re1pW
Max. speed
65dB(A)re1pW

Minimum distance from cooker top
Gas hob: 63 cm
Electric hob: 52 cm

Weight
13 kg (without door)

Built-in – 90 cm
600 m³/h
8034122315706





Design
Laguna

Laguna

- Scotch Brite stainless steel (AISI 304)
- Finishing tempered glass: white or black
- Available for customizable panel
- Perimeter suction
- Touch control + 24 h function
- Led lighting
- Metallic grease filter, removable and washable
- Charcoal filter included.

Spare parts

Filter: Charcoal type 6
103050091

Optional accessories

Remote motors
List at p. 266

Wall – 60/90 cm

Motor and Control
800 m³/h
3 spd + boost, touch control*
Anti-odour filters
Charcoal: type 6
Lighting
Led 2x1,2 W (3200 K)
Energy Class
B
Sound pressure level
Min. speed
49dB(A)re1pW
Max. speed
61dB(A)re1pW
Minimum distance from cooker top
Gas hob: 60 cm
Electric hob: 52 cm
Weight
Custom version 60 cm: 21 kg
Custom version 90 cm: 28 kg
Glass version 60 cm: 34 kg
Glass version 90 cm: 45 kg

Wall – 60 cm

White – 800 m³/h
8034122350905 (Steel body)
KACL.824#F (Glass kit)

Wall – 60 cm

Black – 800 m³/h
8034122350905 (Steel body)
KACL.824#N (Glass kit)

Wall – 60 cm

Custom* – 800 m³/h
8034122319407

Wall – 90 cm

White – 800 m³/h
8034122350912 (Steel body)
KACL.825#F (Glass kit)

Wall – 90 cm

Black – 800 m³/h
8034122350912 (Steel body)
KACL.825#N (Glass kit)

Wall – 90 cm

Custom* – 800 m³/h
8034122319506

Island – 60/90 cm

Motor and Control
800 m³/h
3 spd + boost, touch control*
Anti-odour filters
Charcoal: type 6
Lighting
Led 4x1,2 W (3200 K)
Energy Class
B
Sound pressure level
Min. speed
49dB(A)re1pW
Max. speed
61dB(A)re1pW
Minimum distance from cooker top
Gas hob: 60 cm
Electric hob: 52 cm
Weight
Custom version 60 cm: 30 kg
Custom version 90 cm: 38 kg
Glass version 60 cm: 60 kg
Glass version 90 cm: 90 kg

Island – 60 cm

White – 800 m³/h
8034122319193 (Steel body)
KACL.822#F (Glass kit)

Island – 60 cm

Black – 800 m³/h
8034122319193 (Steel body)
KACL.822#N (Glass kit)

Island – 60 cm

Custom* – 800 m³/h
8034122349367

Island – 90 cm

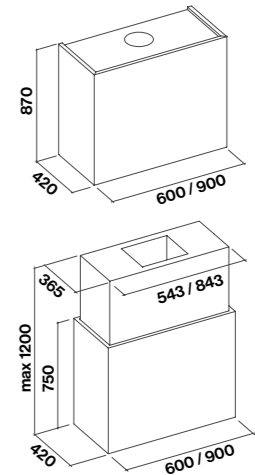
White – 800 m³/h
8034122319339 (Steel body)
KACL.823#F (Glass kit)

Island – 90 cm

Black – 800 m³/h
8034122319339 (Steel body)
KACL.823#N (Glass kit)

Island – 90 cm

Custom* – 800 m³/h
8034122349374



*Custom version, wooden panel by the customer. For this version, electronic control is placed on the bottom.



Menhir

- Scotch Brite stainless steel (AISI 304) brilliant finishing in the lower frame
- Etched tempered extra light glass
- Perimeter suction
- Electronic control
- Neon lighting
- Metallic grease filter, removable and washable
- Charcoal filter included.

Spare parts

Filter: Charcoal type 6
103050091

Optional accessories

Remote motors
List at p. 266

Island – 70 cm

Motor and Control

800 m³/h
3 spd + boost, electronic control

Anti-odour filters

Charcoal: type 6

Lighting

Neon 2x13 W(6500 K)

Energy Class

B

Sound pressure level

Min. speed

45 dB(A)re1pW

Max. speed

57 dB(A)re1pW

Minimum distance

from cooker top

Gas hob: 60 cm

Electric hob: 52 cm

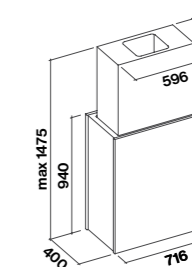
Weight

46 kg

Island – 70 cm

800 m³/h
803412327211

Design Antoniazzi&Niolu



Life inspired.



Ellittica

- Scotch Brite stainless steel (AISI 304) brilliant finishing in the lower frame
- Etched tempered extra light glass
- Perimeter suction
- Electronic control
- Neon lighting
- Metallic grease filter, removable and washable
- Charcoal filter included.

Spare parts

Filter: Charcoal type 6
103050091

Optional accessories

Remote motors
List at p. 266

Island – 70 cm

Motor and Control
800 m³/h
3 spd + boost, electronic control

Anti-odour filters
Charcoal: type 6

Lighting
Neon 2x8 W (6500 K)

Energy Class
B

Sound pressure level

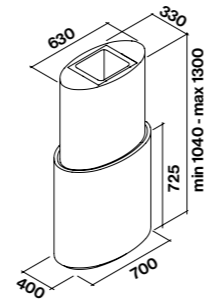
Min. speed
45dB(A)re1pW

Max. speed
57dB(A)re1pW

Minimum distance from cooker top
Gas hob: 63 cm
Electric hob: 52 cm


Weight
39 kg

Island – 70 cm
800 m³/h
8034122306841



Without extension chimney H725 mm /
with extension chimney H min 1040 mm -
max 1300 mm.

Design
Ellittica



Design
Polar Light



Polar Light

- Scotch Brite stainless steel (AISI 304)
- Electronic control
- Led lighting
- Led ambient light
- Top filter removable and washable
- Charcoal filter included.

Spare parts

Filter: Charcoal type 6
103050091

Optional accessories

Remote motors
List at p. 266

Wall – 35 cm

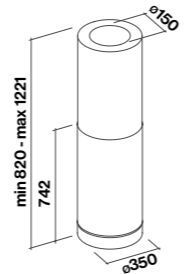
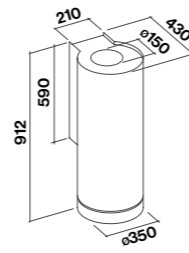
Motor and Control
800 m³/h
3 spd + boost, electronic control
Anti-odour filters
Charcoal: type 6
Lighting
Led 3x1,2 W (3200 K)
Led stripe
5W (5500 K)
Energy Class
B
Sound pressure level
Min. speed
48dB(A)re1pW
Max. speed
61dB(A)re1pW
Minimum distance from cooker top
Gas hob: 60 cm
Electric hob: 52 cm
Weight
24 kg

Wall – 35 cm
800 m³/h
8034122332307

Island – 35 cm

Motor and Control
800 m³/h
3 spd + boost, electronic control
Anti-odour filters
Charcoal: type 6
Lighting
Led 3x1,2 W (3200 K)
Led stripe
5W (5500 K)
Energy Class
B
Sound pressure level
Min. speed
48dB(A)re1pW
Max. speed
61dB(A)re1pW
Minimum distance from cooker top
Gas hob: 60 cm
Electric hob: 52 cm
Weight
24 kg

Island – 35 cm
800 m³/h
8034122331812



Design
Polar



Polar

- Scotch Brite stainless steel (AISI 304)
- Electronic control
- Led lighting
- Top filter removable and washable
- Charcoal filter included.

Spare parts

Filter: Charcoal type 6
103050091

Optional accessories

Glass wall
KACL.804

Glass island
KACL.802

Remote motors
List at p. 266

Wall – 35 cm

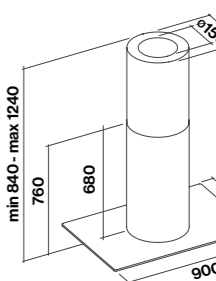
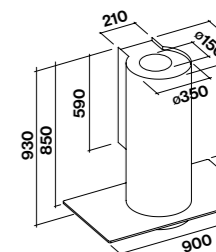
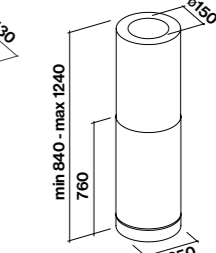
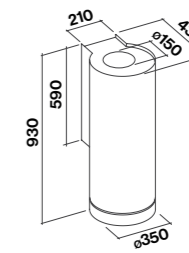
Motor and Control
800 m³/h
3 spd + boost, electronic control
Anti-odour filters
Charcoal: 6
Lighting
Led 3x1,2 W (3200 K)
Energy Class
B
Sound pressure level
Min. speed
48dB(A)re1pW
Max. speed
61dB(A)re1pW
Minimum distance from cooker top
Gas hob: 60 cm
Electric hob: 52 cm
Weight
23 kg

Wall – 35 cm
800 m³/h
8034122332239

Island – 35 cm
800 m³/h
8034122331683

Island – 35 cm

Motor and Control
800 m³/h
3 spd + boost, electronic control
Anti-odour filters
Charcoal: 6
Lighting
Led 3x1,2 W (3200 K)
Energy Class
B
Sound pressure level
Min. speed
48dB(A)re1pW
Max. speed
61dB(A)re1pW
Minimum distance from cooker top
Gas hob: 60 cm
Electric hob: 52 cm
Weight
24 kg





Polar Black/White NEW

- Painted white or black matte steel
- Electronic control
- Led lighting
- Metallic grease filter, removable and washable
- Charcoal filter included.

Spare parts

Filter: Charcoal type 6
103050091

Optional accessories

Remote motors
List at p. 266

Wall – 35 cm

Motor and Control
800 m³/h
3 spd + boost, electronic control
Anti-odour filters
Charcoal: type 6
Lighting
Led 4x1,2 W (3200 K)
Energy Class
B
Sound pressure level
Min. speed
48 dB(A)re1pW
Max. speed
61dB(A)re1pW
Minimum distance from cooker top
Gas hob: 60 cm
Electric hob: 52 cm
Weight
23 kg

Wall – 35 cm
White – 800 m³/h
8034122342146

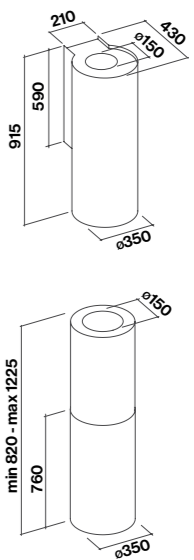
Wall – 35 cm
Black – 800 m³/h
8034122354620

Island – 35 cm

Motor and Control
800 m³/h
3 spd + boost, electronic control
Anti-odour filters
Charcoal: type 6
Lighting
Led 4x1,2 W (3200 K)
Energy Class
B
Sound pressure level
Min. speed
48 dB(A)re1pW
Max. speed
61 dB(A)re1pW
Minimum distance from cooker top
Gas hob: 60 cm
Electric hob: 52 cm
Weight
24 kg

Island – 35 cm
White – 800 m³/h
8034122342139

Island – 35 cm
Black – 800 m³/h
8034122354613



Design
Altair



Design
Altair Top



Altair

- Scotch Brite stainless steel (AISI 304)
- Perimeter suction
- Electronic control
- Led lighting
- Metallic grease filter, removable and washable
- Charcoal filter included.

Wall – 60/90 cm

Motor and Control
800 m³/h
3 spd + boost, electronic control
Anti-odour filters
Charcoal: type 6
Lighting
Led 2x1,2 W (3200 K)
Energy Class
B
Sound pressure level
Min. speed
49 dB(A)re1pW
Max. speed
61 dB(A)re1pW
Minimum distance from cooker top
Gas hob: 61 cm
Electric hob: 52 cm
Weight
60 cm version: 25 kg
90 cm version: 32 kg

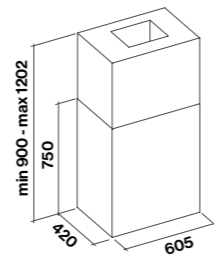
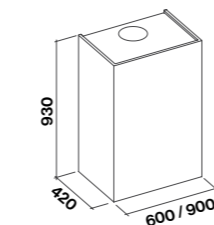
Wall – 60 cm
800 m³/h
8034122340463

Wall – 90 cm
800 m³/h
8034122340517

Island – 60 cm

Motor and Control
800 m³/h
3 spd + boost, electronic control
Anti-odour filters
Charcoal: type 6
Lighting
Led 4x1,2 W (3200 K)
Energy Class
B
Sound pressure level
Min. speed
49 dB(A)re1pW
Max. speed
61 dB(A)re1pW
Minimum distance from cooker top
Gas hob: 61 cm
Electric hob: 52 cm
Weight
37 kg

Island – 60 cm
800 m³/h
8034122340234



ISLAND. Without extension: chimney H 750 mm / with extension: chimney H min. 900 mm - max 1202 mm.

Spare parts

Filter: Charcoal type 6
103050091

Optional accessories

Conveyor filtering mode (Island)
KACL.866

Remote motors
List at p. 266

Altair Top (Fasteel)

- Scotch Brite Fasteel no finger prints
- Perimeter suction
- Electronic control
- Led lighting
- Metallic grease filter, removable and washable
- Charcoal filter included.

Wall – 60 cm

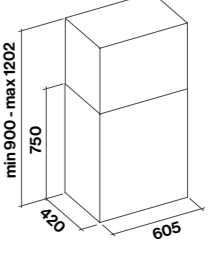
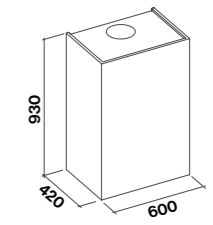
Motor and Control
800 m³/h
3 spd + boost, electronic control
Anti-odour filters
Charcoal: type 6
Lighting
Led 2x1,2 W (3200 K)
Energy Class
B
Sound pressure level
Min. speed
49dB(A)re1pW
Max. speed
61dB(A)re1pW
Minimum distance from cooker top
Gas hob: 61 cm
Electric hob: 52 cm
Weight
25 kg

Wall – 60 cm
Fasteel – 800 m³/h
8034122204871

Island – 60 cm

Motor and Control
800 m³/h
3 spd + boost, electronic control
Anti-odour filters
Charcoal: type 6
Lighting
Led 4x1,2 W (3200 K)
Energy Class
B
Sound pressure level
Min. speed
49dB(A)re1pW
Max. speed
61dB(A)re1pW
Minimum distance from cooker top
Gas hob: 61 cm
Electric hob: 52 cm
Weight
37 kg

Island – 60 cm
Fasteel – 800 m³/h
8034122204567



ISLAND. Without extension: chimney H 750 mm / with extension: chimney H min. 900 mm - max 1202 mm.

Spare parts

Filter: Charcoal type 6
103050091

Optional accessories

Conveyor filtering mode (Island)
KACL.866

Remote motors
List at p. 266



Design
Mira Black / White



Mira Black/White NEW

- Painted white or black matte steel
- Perimeter suction
- Electronic control
- Led lighting
- Metallic grease filter, removable and washable
- Charcoal filter included.

Spare parts

Filter: Charcoal type 6
103050091

Optional accessories

Conveyor filtering mode (Island)
KACL.866

Remote motors
List at p. 266

Wall – 40 cm

Motor and Control
800 m³/h
3 spd + boost, electronic control
Anti-odour filters
Charcoal: type 6
Lighting
Led 2x1,2 W (3200 K)
Energy Class
B
Sound pressure level
Min. speed
48dB(A)re1pW
Max. speed
61dB(A)re1pW
Minimum distance from cooker top
Gas hob: 60 cm
Electric hob: 52 cm
Weight
21 kg

Wall – 40 cm
White – 800 m³/h
8034122342061

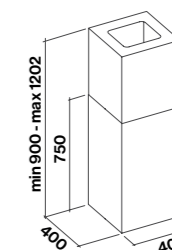
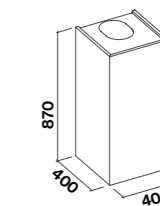
Wall – 40 cm
Black – 800 m³/h
8034122359847

Island – 40 cm

Motor and Control
800 m³/h
3 spd + boost, electronic control
Anti-odour filters
Charcoal: type 6
Lighting
Led 4x1,2 W (3200 K)
Energy Class
B
Sound pressure level
Min. speed
48dB(A)re1pW
Max. speed
61dB(A)re1pW
Minimum distance from cooker top
Gas hob: 60 cm
Electric hob: 52 cm
Weight
34 kg

Island – 40 cm
White – 800 m³/h
8034122342054

Island – 40 cm
Black – 800 m³/h
8034122359830



ISLAND. Without extension: chimney H 750 mm / with extension: chimney H min. 900 mm - max 1202 mm.

Design
Mira Top



Mira Top (Fasteel)

- Scotch Brite Fasteel no finger prints
- Perimeter suction
- Electronic control
- Led lighting
- Metallic grease filter, removable and washable
- Charcoal filter included.

Wall – 40 cm

Motor and Control
800 m³/h
3 spd + boost, electronic control

Anti-odour filters
Charcoal: type 3

Lighting
Led 2x1,2 W (3200 K)

Energy Class
B

Sound pressure level
Min. speed
49 dB(A)re1pW
Max. speed
61 dB(A)re1pW

Minimum distance from cooker top
Gas hob: 60 cm
Electric hob: 52 cm

Weight
Wall version: 16 kg
Wall telescopic version: 19 kg

Island – 40 cm

Motor and Control
800 m³/h
3 spd + boost, electronic control

Anti-odour filters
Charcoal: type 6

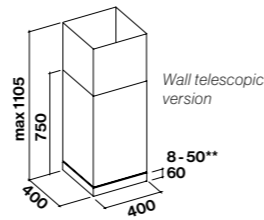
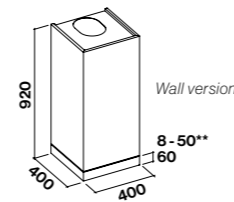
Lighting
Led 4x1,2 W (3200 K)

Energy Class
B

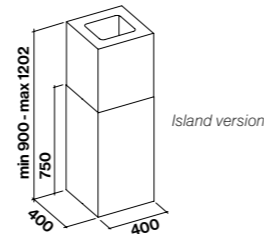
Sound pressure level
Min. speed
49 dB(A)re1pW
Max. speed
61 dB(A)re1pW

Minimum distance from cooker top
Gas hob: 60 cm
Electric hob: 52 cm

Weight
32 kg



**Adjustable gap.



ISLAND. Without extension: chimney H 750 mm / with extension: chimney H min. 900 mm - max 1202 mm.

Spare parts

Filter: Charcoal type 3
103050107

Filter: Charcoal type 6
103050091

Optional accessories

Remote motors
List at p. 266

Conveyor filtering mode (Wall)*
KACL.865

Conveyor filtering mode (Island)
KACL.866

* only for wall telescopic version

Design
Exploit / Exploit Top



Exploit / Exploit Top (Fasteel)

- Scotch Brite Fasteel no finger prints
- Stratox aluminium border (Exploit), ridged rim
- Aluminium border (Exploit Top), smooth rim
- Perimeter suction
- Electronic control
- Led lighting
- Metallic grease filter, removable and washable
- Charcoal filter included.

Wall – 90 cm

Motor and Control
800 m³/h
3 spd + boost, electronic control

Anti-odour filters
Charcoal: type 3

Lighting
Led 2x1,2 W (3200 K)

Energy Class
B

Sound pressure level
Min. speed
49dB(A)re1pW
Max. speed
61dB(A)re1pW

Minimum distance from cooker top
Gas hob: 60 cm
Electric hob: 52 cm

Weight
20 kg

Island – 90 cm

Motor and Control
800 m³/h
3 spd + boost, electronic control

Anti-odour filters
Charcoal: type 3

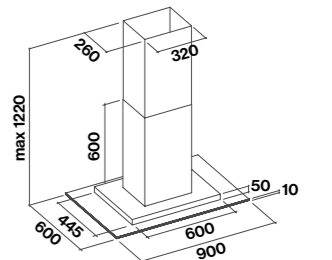
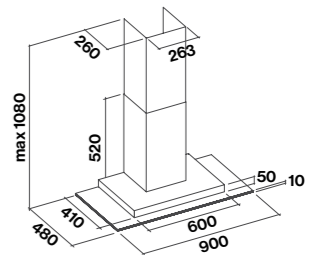
Lighting
Led 4x1,2 W (3200 K)

Energy Class
B

Sound pressure level
Min. speed
49dB(A)re1pW
Max. speed
61dB(A)re1pW

Minimum distance from cooker top
Gas hob: 60 cm
Electric hob: 52 cm

Weight
32 kg



Spare parts

Filter: Charcoal type 3
103050107

Optional accessories

Chimney extension: Wall h700
KACL.510#X

Chimney extension: Wall h960
KACL.512#X

Chimney extension: Island h1200
KACL.557#X

Conveyor filtering mode (Wall)*
KACL.864

Conveyor filtering mode (Island)*
KACL.866

Remote motors
List at p. 266

Exploit – Wall – 90 cm
Stratox/Fasteel – 800 m³/h
8034122100654

Exploit Top – Wall – 90 cm
Fasteel – 800 m³/h
8034122100685

Exploit – Island – 90 cm
Stratox/Fasteel – 800 m³/h
8034122100371

Exploit Top – Island – 90 cm
Fasteel – 800 m³/h
8034122101606

*Conveyors can be used only with regular (Type 3) charcoal filter.



Butterfly

- Scotch Brite stainless steel (AISI 304)
- Finishing tempered glass: white or black
- Frontal door with automatic opening system
- Touch control +24 h function
- Led lighting
- Top filter removable and washable
- Charcoal filter included
- Rear outlet available
- Dialogue System-ready
- Optional remote control.

Spare parts

Filter: Charcoal type 6
103050091

Optional accessories

Chimney extension: Island h1200
KACL.557#1

Carbon.Zeo filtering kit (Island)
KACL.949#1F

Spare Carbon.Zeo filtering kit (Island)
KACL.934

Conveyor filtering mode (Island)
KACL.866

Conveyor filtering mode (Wall)
KACL.865

Remote control
105080053

Remote motors
List at p. 266

Wall – 90 cm

Motor and Control
800 m³/h
3 spd + boost, touch control
Anti-odour filters
Charcoal: type 6
Lighting
Led 4x1,2 W
Energy Class
A
Sound pressure level
Min. speed
46dB(A)re1pW
Max. speed
58dB(A)re1pW
Minimum distance from cooker top
Gas hob: 61 cm
Electric hob: 52 cm
Weight
34 kg

Wall – 90 cm
White – 800 m³/h
8034122304571

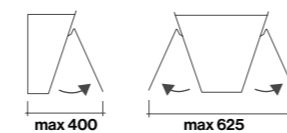
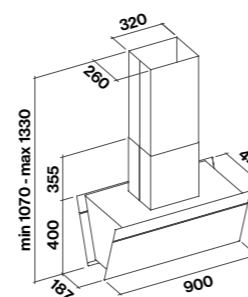
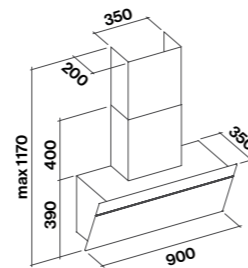
Wall – 90 cm
Black – 800 m³/h
8034122304588

Island – 90 cm

Motor and Control
800 m³/h
3 spd + boost, touch control
Anti-odour filters
Charcoal: type 6
Lighting
Led 4x1,2 W
Energy Class
A
Sound pressure level
Min. speed
46dB(A)re1pW
Max. speed
58dB(A)re1pW
Minimum distance from cooker top
Gas hob: 61 cm
Electric hob: 52 cm
Weight
53 kg

Island – 90 cm
White – 800 m³/h
8034122304557

Island – 90 cm
Black – 800 m³/h
8034122304564



White glass / Black glass



ISLAND. Without extension: chimney H 755 mm / with extension: chimney H min. 1070 mm - max 1330 mm.



**Design
Prestige**

Prestige

- Scotch Brite stainless steel (AISI 304)
- Curved tempered glass, black or white version
- Electronic control
- Led lighting
- Led ambient light
- Top filter removable and washable
- Charcoal filter included
- Rear outlet available.

Spare parts

Filter: Charcoal type 6
103050091

Optional accessories

Chimney extension: Island h1200
KACL.557#I

Conveyor filtering mode (Island)
KACL.866

Remote motors
List at p. 266

Wall – 65 cm

Motor and Control
800 m³/h
3 spd + boost, electronic control
Anti-odour filters
Charcoal: type 6
Lighting
Led 4x1,2 W (4200 K)
Led stripe
7 W (4200 K)
Energy Class
B
Sound pressure level
Min. speed
54dB(A)re1pW
Max. speed
63dB(A)re1pW
Minimum distance from cooker top
Gas hob: 60 cm
Electric hob: 52 cm
Weight
22 kg

Wall – 65 cm
White – 800 m³/h
8034122329109

Wall – 65 cm
Black – 800 m³/h
8034122329116

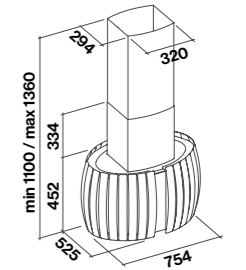
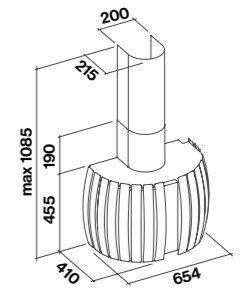
Island – 75 cm

Motor and Control
800 m³/h
3 spd + boost, electronic control
Anti-odour filters
Charcoal: type 6
Lighting
Led 4x1,2 W (4200 K)
Led stripe
13 W (4200 K)
Energy Class
B
Sound pressure level
Min. speed
54dB(A)re1pW
Max. speed
63dB(A)re1pW
Minimum distance from cooker top
Gas hob: 60 cm
Electric hob: 52 cm
Weight
40 kg

Island – 75 cm
White – 800 m³/h
8034122342115

Island – 75 cm
Black – 800 m³/h
8034122342122

Emo Design



ISLAND. Without extension: chimney H 786 mm / with extension: chimney H min. 1100 mm - max 1360 mm.

White glass / Black glass



reddot design award
winner 2010

**Design
Master**



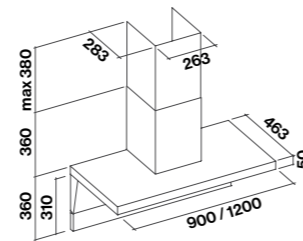
Master

- Scotch Brite stainless steel (AISI 304)
- Electronic control
- Led lighting
- Metallic grease filter, removable and washable
- Charcoal filter included.

Wall – 90/120 cm
Motor and Control
 800 m³/h
 3 spd + boost, electronic control
Anti-odour filters
 Charcoal: type 3
Lighting
 Led 2x1,2 W (3200 K)
Energy Class
 B
Sound pressure level
Min. speed
 49 dB(A)re1pW
Max. speed
 62 dB(A)re1pW
Minimum distance from cooker top
 Gas hob: 32 cm
 Electric hob: 52 cm
Weight
 90 cm version: 21 kg
 120 cm version: 25 kg

Wall – 90 cm
 800 m³/h
8034122327969

Wall – 120 cm
 800 m³/h
8034122327471



Spare parts

Charcoal filter type 3
 103050107

Optional accessories

Carbon.Zeo filtering kit (Wall)
 KACL.948

Conveyor filtering mode (Wall)*
 KACL.864

Remote motors
 List at p. 266

*Conveyors can be used only with regular (Type 3) charcoal filter.

**Design
Astra**



Astra

- Scotch Brite stainless steel (AISI 304)
- Tempered glass shell
- Electronic control
- Led lighting
- Top filter removable and washable
- Charcoal filter included.

Wall 90 cm
Motor and Control
 800 m³/h
 3 spd + boost, electronic control
Anti-odour filters
 Charcoal: type 3
Lighting
 Led 2x1,2 W (3200 K)
Energy Class
 B
Sound pressure level
Min. speed
 49 dB(A)re1pW
Max. speed
 62 dB(A)re1pW
Minimum distance from cooker top
 Gas hob: 64 cm
 Electric hob: 52 cm
Weight
 19 kg

Island 90 cm
Motor and Control
 800 m³/h
 3 spd + boost, electronic control
Anti-odour filters
 Charcoal: type 3
Lighting
 Led 4x1,2 W (3200K)
Energy Class
 B
Sound pressure level
Min. speed
 49 dB(A)re1pW
Max. speed
 62 dB(A)re1pW
Minimum distance from cooker top
 Gas hob: 64 cm
 Electric hob: 52 cm
Weight
 31 kg

Spare parts

Filter: Charcoal type 3
 103050107

Optional accessories

Chimney extension: Wall h700
 KACL.510#1

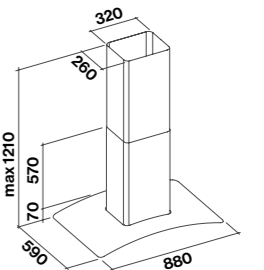
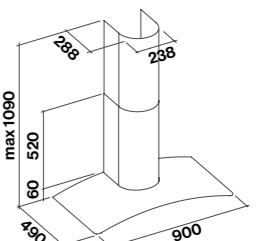
Chimney extension: Wall h960
 KACL.512#1

Conveyor filtering mode (Wall)
 KACL.864

Remote motors
 List at p. 266

Wall – 90 cm
 800 m³/h
8034122303765

Island – 90 cm
 800 m³/h
8034122302263



Design
Atlas Vetro



Atlas Vetro

- Scotch Brite stainless steel (AISI 304)
- Tempered glass shell
- Electronic control
- Led lighting
- Top filter, removable and washable
- Charcoal filter included.

Optional accessories

Chimney extension: Wall h700
KACL.510#I

Chimney extension: Wall h960
KACL.512#I

Chimney extension: Isola h1200
KACL.557#I

Carbon.Zeo filtering kit (Wall)
KACL.948

Carbon.Zeo filtering kit (Island)
KACL.949#IF

Spare Carbon.Zeo filtering kit (Island)
KACL.934

Conveyor filtering mode (Wall)*
KACL.864

Conveyor filtering mode (Island)*
KACL.866

Remote motors
List at p. 266

Wall – 90 cm

Motor and Control
800 m³/h
3 spd + boost, electronic control
Anti-odour filters
Charcoal: type 3
Lighting
Led 2x1,2 W (3200 K)
Energy Class
B

Sound pressure level

Min. speed
49dB(A)re1pW
Max. speed
62dB(A)re1pW

Minimum distance from cooker top

Gas hob: 60 cm
Electric hob: 52 cm

Weight
21 kg

Wall – 90 cm
Glass – 800 m³/h
8034122304342

Spare parts

Filter: Charcoal type 3
103050107

*Conveyors can be used only with regular (Type 3) charcoal filter.

Island – 90 cm

Motor and Control
800 m³/h
3 spd + boost, electronic control
Anti-odour filters
Charcoal: type 3
Lighting
Led 4x1,2 W (3200 K)
Energy Class
B

Sound pressure level

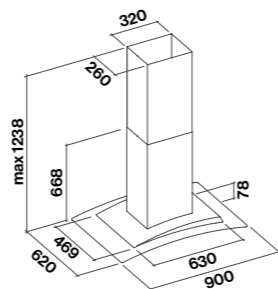
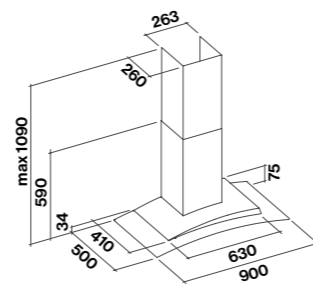
Min. speed
49dB(A)re1pW
Max. speed
62dB(A)re1pW

Minimum distance from cooker top

Gas hob: 60 cm
Electric hob: 52 cm

Weight
33 kg

Island – 90 cm
Glass – 800 m³/h
8034122304083



Design
Onda Vetro



Onda Vetro

- Scotch Brite stainless steel (AISI 304)
- Tempered glass shell
- Electronic control
- Led lighting
- Top filter, removable and washable
- Charcoal filter included.

Spare parts

Filter: Charcoal type 3
103050107

Optional accessories

Chimney extension: Wall h700
KACL.510#I

Chimney extension: Wall h960
KACL.512#I

Carbon.Zeo filtering kit (Wall)
KACL.948

Conveyor filtering mode (Wall)*
KACL.864

Remote motors
List at p. 266

*Conveyors can be used only with regular (Type 3) charcoal filter.

Wall – 90 cm

Motor and Control
800 m³/h
3 spd + boost, electronic control
Anti-odour filters
Charcoal: type 3
Lighting
Led 2x1,2 W (3200 K)
Energy Class
B

Sound pressure level

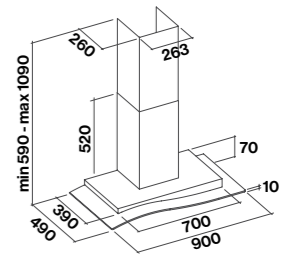
Min. speed
49dB(A)re1pW
Max. speed
62dB(A)re1pW

Minimum distance from cooker top

Gas hob: 60 cm
Electric hob: 52 cm

Weight
21 kg

Wall – 90 cm
Glass – 800 m³/h
8034122328966



Design
Kristal



Kristal

- Scotch Brite stainless steel (AISI 304)
- Tempered glass shell
- Electronic control
- Led lighting
- Air Falmecc filter, removable and washable
- Charcoal filter included.

Optional accessories

Chimney extension: Wall h700
KACL.510#I

Chimney extension: Wall h960
KACL.512#I

Chimney extension: Island h1200
KACL.557#I

Carbon.Zeo filtering kit (Wall)
KACL.948

Carbon.Zeo filtering kit (Island)
KACL.949#IF

Spare Carbon.Zeo filtering kit (Island)
KACL.934

Conveyor filtering mode (Island)*
KACL.866

Conveyor filtering mode (Wall)*
KACL.864

Remote motors
List at p. 266

Wall – 90 cm

Motor and Control
800 m³/h
3 spd + boost, electronic control
Anti-odour filters
Charcoal: type 3
Lighting
Led 2x1,2 W (3200 K)
Energy Class
B
Sound pressure level
Min. speed
49dB(A)re1pW
Max. speed
62dB(A)re1pW
Minimum distance from cooker top
Gas hob: 63 cm
Electric hob: 52 cm
Weight
19 kg

Wall – 90 cm
800 m³/h
8034122318455

Spare parts

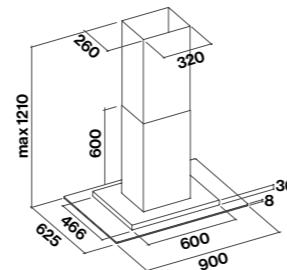
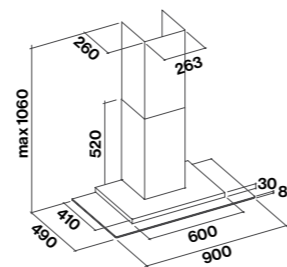
Filter: Charcoal type 3
8034122703534

*Conveyors can be used only with regular (Type 3) charcoal filter.

Island – 90 cm

Motor and Control
800 m³/h
3 spd + boost, electronic control
Anti-odour filters
Charcoal: type 3
Lighting
Led 4x1,2 W (3200 K)
Energy Class
B
Sound pressure level
Min. speed
49dB(A)re1pW
Max. speed
62dB(A)re1pW
Minimum distance from cooker top
Gas hob: 63 cm
Electric hob: 52 cm
Weight
30 kg

Island – 90 cm
800 m³/h
8034122317519



Design
Mizar



Mizar

- Scotch Brite stainless steel (AISI 304)
- Electronic control
- Led lighting
- Air Falmecc filter, removable and washable
- Charcoal filter included.

Spare parts

Filter: Charcoal type 3
103050107

Optional accessories

Chimney extension: Wall h700
8034122702513

Chimney extension: Wall h960
8034122702537

Carbon.Zeo filtering kit (Wall)
KACL.948

Conveyor filtering mode (Wall)*
KACL.864

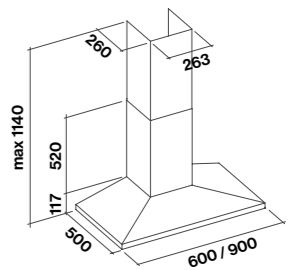
Remote motors
List at p. 266

Wall – 60/90 cm

Motor and Control
800 m³/h
3 spd + boost, electronic control
Anti-odour filters
Charcoal: type 3
Lighting
Led 2x1,2 W (3200 K)
Energy Class
B
Sound pressure level
Min. speed
49dB(A)re1pW
Max. speed
62dB(A)re1pW
Minimum distance from cooker top
Gas hob: 60 cm
Electric hob: 52 cm
Weight
60 cm: 15 kg
90 cm: 17 kg

Wall – 60 cm
800 m³/h
8034122325880

Wall – 90 cm
800 m³/h
8034122326108



*Conveyors can be used only with regular (Type 3) charcoal filter.

**Design
Blade**



Blade

- Scotch Brite stainless steel (AISI 304)
- Tempered black or white glass front
- Touch control
- Neon lighting
- Metallic filter, removable and washable
- Charcoal filter included.

Optional accessories

Chimney extension: Wall h700
KACL.510#I

Chimney extension: Wall h960
KACL.512#I

Chimney extension: Island h1200
KACL.557#I

Carbon.Zeo filtering kit (Wall)
KACL.948

Carbon.Zeo filtering kit (Island)
KACL.949#IF

Spare Carbon.Zeo filtering kit (Island)
KACL.934

Conveyor filtering mode (Island)*
KACL.866

Conveyor filtering mode (Wall)*
KACL.864

Remote motors
List at p. 266

Wall – 90 cm

Motor and Control
800 m³/h
3 spd + boost, touch control
Anti-odour filters
Charcoal: type 3
Lighting
Neon 1x21 W (6500 K)
Energy Class
B
Sound pressure level
Min. speed
49dB(A)re1pW
Max. speed
61dB(A)re1pW
Minimum distance from cooker top
Gas hob: 62 cm
Electric hob: 52 cm
Weight
21 kg

Wall – 90 cm
White – 800 m³/h
8034122345307

Wall – 90 cm
Black – 800 m³/h
8034122345314

Spare parts

Filter: Charcoal type 3
8034122703534

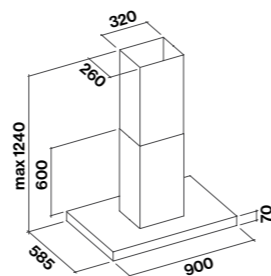
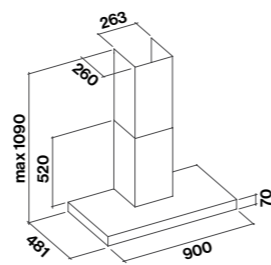
Island – 90 cm

Motor and Control
800 m³/h
3 spd + boost, touch control
Anti-odour filters
Charcoal: type 3
Lighting
Neon 2x21 W (6500 K)
Energy Class
C
Sound pressure level
Min. speed
49dB(A)re1pW
Max. speed
61dB(A)re1pW
Minimum distance from cooker top
Gas hob: 62 cm
Electric hob: 52 cm
Weight
35 kg

Island – 90 cm
White – 800 m³/h
8034122345284

Island – 90 cm
Black – 800 m³/h
8034122345291

*Conveyors can be used only with regular (Type 3) charcoal filter.



White glass / Black glass



**Design
Luce**



Luce

- Scotch Brite stainless steel (AISI 304)
- Black glass front
- Touch control
- Led lighting
- Top filter, removable and washable
- Charcoal filter included.

Optional accessories

Chimney extension: Wall h700
KACL.510#I

Chimney extension: Wall h960
KACL.512#I

Chimney extension: Island h1200
KACL.557#I

Carbon.Zeo filtering kit (Wall)
KACL.948

Carbon.Zeo filtering kit (Island)
KACL.949#IF

Spare Carbon.Zeo filtering kit (Island)
KACL.934

Conveyor filtering mode (Isola)*
KACL.866

Conveyor filtering mode (Wall)*
KACL.864

Remote motors
List at p. 266

Wall – 90 cm

Motor and Control
800 m³/h
3 spd + boost, touch control
Anti-odour filters
Charcoal: type 3
Lighting
Neon 1x21 W (6500 K)
Energy Class
B
Sound pressure level
Min. speed
49dB(A)re1pW
Max. speed
62dB(A)re1pW
Minimum distance from cooker top
Gas hob: 63 cm
Electric hob: 52 cm
Weight
21 kg

Wall – 90 cm
Black – 800 m³/h
8034122348261

Spare parts

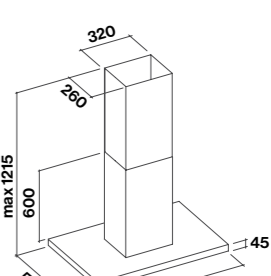
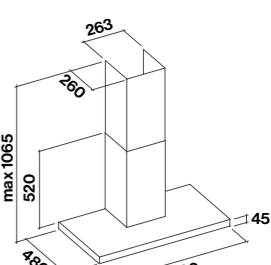
Filter: Charcoal type 3
8034122703534

*Conveyors can be used only with regular (Type 3) charcoal filter.

Island – 90 cm

Motor and Control
800 m³/h
3 spd + boost, touch control
Anti-odour filters
Charcoal: type 3
Lighting
Neon 2x21 W (6500 K)
Energy Class
C
Sound pressure level
Min. speed
49dB(A)re1pW
Max. speed
62dB(A)re1pW
Minimum distance from cooker top
Gas hob: 63 cm
Electric hob: 52 cm
Weight
32 kg

Island – 90 cm
Black – 800 m³/h
8034122348247



**Design
Stream**



Stream

- Scotch Brite stainless steel (AISI 304)
- Electronic control
- Led lighting
- Air Falmecc filter for balanced suction
- Charcoal filter included.

Spare parts

Filter: Charcoal type 3
103050107

Optional accessories

Chimney extension: Wall h700
KACL.510#I

Chimney extension: Wall h960
KACL.512#I

Carbon.Zeo filtering kit (Wall)
KACL.948

Conveyor filtering mode (Wall)*
KACL.864

Remote motors
List at p. 266

Wall
90 cm

Motor and Control
800 m³/h
3 spd + boost, electronic control

Anti-odour filters
Charcoal: type 3

Lighting
Led 2x1,2 W (3200 K)

Energy Class
B

Sound pressure level
Min. speed
49dB(A)re1pW

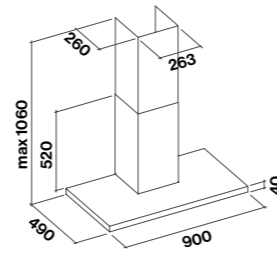
Max. speed
62dB(A)re1pW

Minimum distance from cooker top

Gas hob: 60 cm
Electric hob: 52 cm

Weight
17 kg

Wall – 90 cm
800 m³/h
8034122331317



**Design
Concorde**



Concorde

- Scotch Brite stainless steel (AISI 304)
- Perimeter suction
- Electronic control
- Led lighting
- Metallic grease filter, removable and washable
- Charcoal filter included.

Spare parts

Filter: Charcoal type 3
103050107

Optional accessories

Conveyor filtering mode (Wall)
KACL.865

Remote motors
List at p. 266

Wall
60/90/120 cm

Motor and Control
800 m³/h
3 spd + boost, electronic control

Anti-odour filters
Charcoal: type 3

Lighting
Led 2x1,2 W (3200 K)

Energy Class
B

Sound pressure level
Min. speed
49dB(A)re1pW

Max. speed
61dB(A)re1pW

Minimum distance from cooker top

Gas hob: 60 cm
Electric hob: 52 cm

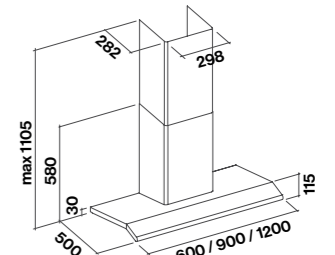
Weight

60 cm: 19 kg
90 cm: 22 kg
120 cm: 25 kg

Wall – 60 cm
800 m³/h
8034122305035

Wall – 90 cm
800 m³/h
8034122305271

Wall – 120 cm
800 m³/h
8034122304847



*Conveyors can be used only with regular (Type 3) charcoal filter.

Design
Elios



Elios

- Scotch Brite stainless steel (AISI 304)
- Lower frame finishing: stainless steel
- Electronic or slider control
- Led lighting
- Air Falmec filter for balanced suction
- Charcoal filter included.

Corner
90/100 cm

Motor and Control
600 m³/h
3 spd slider
800 m³/h
3 spd + boost, electronic control

Anti-odour filters
Charcoal: type 2 / 6*

Lighting
Led 3x1,2 W (3200 K)

Energy Class
600 m³/h: C
800 m³/h: B

Sound pressure level
Min. speed
49dB(A)re1pW

Max. speed
65dB(A)re1pW

Minimum distance from cooker top
Gas hob: 65 cm
Electric hob: 52 cm

Weight
Version 90 cm: 15 kg
Version 100 cm: 19 kg

Corner – 90 cm
800 m³/h
8034122341781

Corner – 100 cm
600 m³/h
8034122306179

Corner – 100 cm
800 m³/h
8034122306322

Spare parts

Filter: Charcoal type 2 (600 m³/h)
103050102

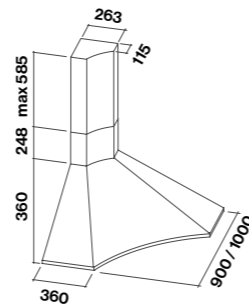
Filter: Charcoal type 6 (800 m³/h)
103050091

Optional accessories

Chimney extension: Corner h850
KACL.560#I

Remote motors*
List at p. 266

*800 m³/h version only



Design
Futura / Futura Corner



Futura / Futura Corner

- Scotch Brite stainless steel (AISI 304)
- Lower frame finishing: stainless steel
- Slider control (corner)
- Electronic control (wall)
- Led lighting
- Metallic grease filter, removable and washable
- Charcoal filter included.

Wall – 90 cm

Motor and Control
600 m³/h
3 speed electronic control

Anti-odour filters
Charcoal: type 2

Lighting
Led 2x1,2 W (3200 K)

Energy Class
C

Sound pressure level
Min. speed
49dB(A)re1pW

Max. speed
65dB(A)re1pW

Minimum distance from cooker top
Gas hob: 60 cm
Electric hob: 52 cm

Weight
15 kg

Wall – 90 cm
600 m³/h
8034122313306

Corner – 100 cm

Motor and Control
600 m³/h
3 vel slider

Anti-odour filters
Charcoal: type 2

Lighting
Led 2x1,2 W (3200 K)

Energy Class
C

Sound pressure level
Min. speed
49dB(A)re1pW

Max. speed
65dB(A)re1pW

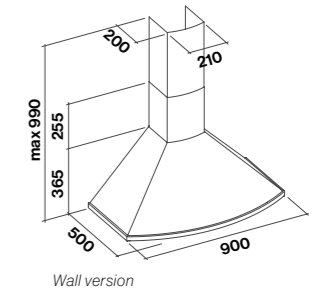
Minimum distance from cooker top
Gas hob: 65 cm
Electric hob: 52 cm

Weight
22 kg

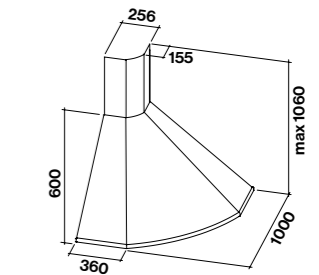
Corner – 100 cm
600 m³/h
8034122308432

Spare parts

Filter: Charcoal type 2
103050102



Wall version




Corner version

Mirabilia.

Glass, steel and light suspended in the air.

Mirabilia is not just a hood, but a design element in your kitchen space. The range of available finishes let them to be used in different types of setting. The ambient light, with the exception of the Groove model, is diffused through the glass, with a strikingly effective impact. It is also possible to control the intensity of the light to match your needs and create a particular atmosphere.





**Mirabilia
Pharos**



Pharos

- Scotch Brite stainless steel (AISI 304)
- Glass
- Perimeter suction
- Electronic control
- Led lighting
- Led ambient light
- Metallic grease filter, removable and washable
- Charcoal filter included
- Back outlet available.

Spare parts

Filter: Charcoal type 6
103050091

Optional accessories

Chimney extension: Wall h700
KACL.575#I

Chimney extension: Wall h960
KACL.576#I

Chimney extension: Island
h1200**
KACL.553#I

Conveyor filtering mode (Island)
KACL.866

Conveyor filtering mode (Wall)
KACL.864

Remote motors
List at p. 266

** 85 cm version only

Wall
67 cm

Motor and Control
800 m³/h
3 spd + boost, electronic control
Anti-odour filters
Charcoal: type 6
Lighting
Led
2x1,2 W (3200 K)
Ambient
3x1,2 W (3200 K)
Energy Class
B

Sound pressure level
Min. speed 45dB(A)re1pW
Max. speed 55dB(A)re1pW
Minimum distance from cooker top
Gas hob: 60 cm
Electric hob: 52 cm
Weight
24 kg

Wall – 67 cm*
800 m³/h

Codes:
8034122354866 (Steel chassis)
KACL.200 (Glass kit)

***Hood is made by steel chassis and glass kit.**

Island
65/85 cm

Motor and Control
800 m³/h
3 spd + boost, electronic control
Anti-odour filters
Charcoal: type 6
Lighting
Led
4x1,2 W (3200 K)
Ambient
4x1,2 W (3200 K)
Energy Class
B

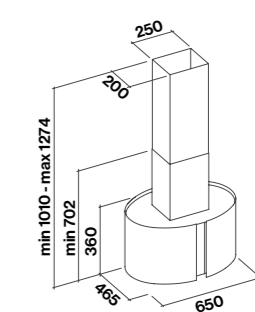
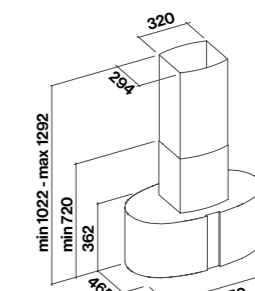
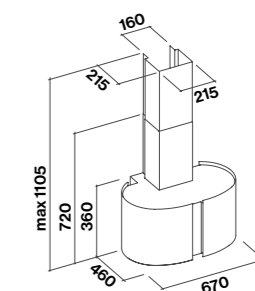
Sound pressure level
Min. speed 54dB(A)re1pW
Max. speed 63dB(A)re1pW
Minimum distance from cooker top
Gas hob: 60 cm
Electric hob: 52 cm
Weight
65cm: 31 kg / 85cm: 41 kg

Island – 65 cm*
800 m³/h

Codes:
8034122349077 (Steel chassis)
KACL.276 (Glass kit)

Island – 85 cm*
800 m³/h

Codes:
8034122342405 (Steel chassis)
KACL.228 (Glass kit)



**Manhattan
New York
Venice
Moonlight
Penelope
Elektra**

- Scotch Brite stainless steel (AISI 304)
- Glass
- Perimeter suction
- Electronic control
- Led lighting
- Led ambient light
- Metallic grease filter, removable and washable
- Charcoal filter included
- Back outlet available.

Spare parts

Filter: Charcoal type 6
103050091

Optional accessories

Chimney extension: Wall h700
KACL.575#1

Chimney extension: Wall h960
KACL.576#1

Chimney extension: Island
h1200**
KACL.553#1

Conveyor filtering mode (Island)
KACL.866

Conveyor filtering mode (Wall)
KACL.864

Remote motors
List at p. 266

** 85 cm version only

**Wall
67 cm**

Motor and Control
800 m³/h
3 spd + boost, electronic control
Anti-odour filters
Charcoal: type 6
Lighting
Led
2x1,2 W (3200 K)
Ambient
3x1,2 W (3200 K)
Energy Class
B
Sound pressure level
Min. speed 45dB(A)re1pW
Max. speed 55dB(A)re1pW
Minimum distance from cooker top
Gas hob: 60 cm
Electric hob: 52 cm
Weight
24 kg

**Island
65/85 cm**

Motor and Control
800 m³/h
3 spd + boost, electronic control
Anti-odour filters
Charcoal: type 6
Lighting
Led
4x1,2 W (3200 K)
Ambient
4x1,2 W (3200 K)
Energy Class
B
Sound pressure level
Min. speed 54dB(A)re1pW
Max. speed 63dB(A)re1pW
Minimum distance from cooker top
Gas hob: 60 cm
Electric hob: 52 cm
Weight
65cm: 31 kg / 85cm: 41 kg

Wall – 67 cm*
800 m³/h

Codes:
8034122342429 (Steel chassis)

KACL.217 (Manhattan Glass kit)
KACL.251 (New York Glass kit)
KACL.257 (Venice Glass kit)
KACL.222 (Moonlight Glass kit)
KACL.254 (Penelope Glass kit)
KACL.202 (Elektra Glass kit)

Island – 65cm*
800 m³/h

Codes:
8034122349077 (Steel chassis)

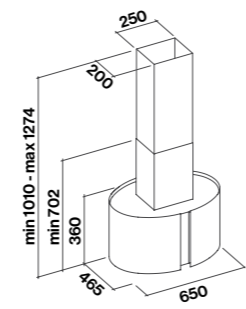
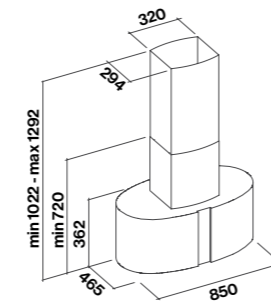
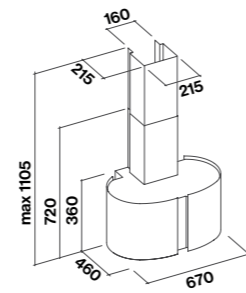
KACL.277 (Manhattan Glass kit)
KACL.252 (New York Glass kit)
KACL.258 (Venice Glass kit)
KACL.271 (Moonlight Glass kit)
KACL.255 (Penelope Glass kit)
KACL.274 (Elektra Glass kit)

Island – 85 cm*
800 m³/h

Codes:
8034122342405 (Steel chassis)

KACL.229 (Manhattan Glass kit)
KACL.253 (New York Glass kit)
KACL.259 (Venice Glass kit)
KACL.232 (Moonlight Glass kit)
KACL.256 (Penelope Glass kit)
KACL.226 (Elektra Glass kit)

*Hood is made by steel chassis and glass kit.



Manhattan



New York



Fenice



Penelope



Moonlight



Elektra

**Mirabilia
Groove**



Groove

- Scotch Brite stainless steel (AISI 304)
- Perimeter suction
- Electronic control
- Led lighting
- Led ambient light
- Metallic grease filter, removable and washable
- Charcoal filter included
- Back outlet available.

Wall
67 cm
Motor and Control
800 m³/h
3 spd + boost, electronic control
Anti-odour filters
Charcoal: type 6
Lighting
Led
2x1,2 W (3200 K)
Energy Class
B
Sound pressure level
Min. speed 45dB(A)re1pW
Max. speed 55dB(A)re1pW
Minimum distance from cooker top
Gas hob: 60 cm
Electric hob: 52 cm
Weight
20 kg

Spare parts

Filter: Charcoal type 6
8034122703510

Optional accessories

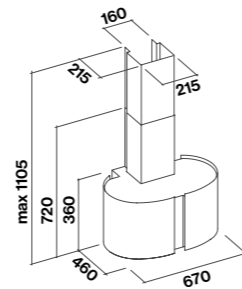
Chimney extension: Wall h700
KACL.575#I

Chimney extension: Wall h960
KACL.576#I

Filter: Charcoal type 6
103050091

Conveyor filtering mode (Wall)
KACL.864

Remote motors
List at p. 266



**Mirabilia
Maia**



Maia

- Scotch Brite stainless steel (AISI 304)
- Glass
- Perimeter suction
- Electronic control
- Led lighting
- Led ambient light
- Metallic grease filter, removable and washable
- Charcoal filter included
- Back outlet available.

Wall
67/97 cm
Motor and Control
800 m³/h
3 spd + boost, electronic control
Anti-odour filters
Charcoal: type 6
Lighting
Led 2x1,2 W (3200 K)
Ambient: 3x1,2 W (3200 K)
97 cm
Led 4x1,2 W (3200 K)
Ambient: 3x1,2 W (3200 K)
Energy Class
B
Sound pressure level
Min. speed 45dB(A)re1pW
Max. speed 55dB(A)re1pW
Minimum distance from cooker top
Gas hob: 60 cm
Electric hob: 52 cm
Weight
67 cm: 24 kg / 97 cm: 33 kg

Spare parts

Filter: Charcoal type 6
103050091

Optional accessories

Chimney extension: Wall h700
KACL.575#I

Chimney extension: Wall h960
KACL.576#I

Chimney extension: Island
h1200
KACL.557#I

Carbon.Zeo filtering kit (Island)
KACL.949#IF

Spare Carbon.Zeo filtering kit
(Island)
KACL.934

Conveyor filtering mode (Island)
KACL.866

Conveyor filtering mode (Wall)
KACL.864

Remote motors
List at p. 266

Wall – 67 cm*
800 m³/h
Codes:
8034122343174 (Steel chassis)
KACL.211 (Glass kit)

Wall – 97 cm*
800 m³/h

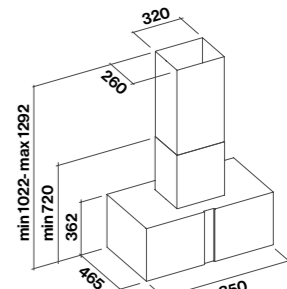
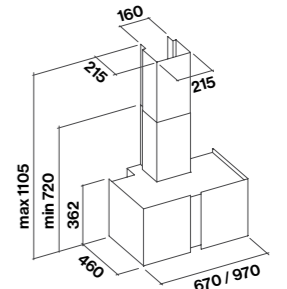
Codes:
8034122343181 (Steel chassis)
KACL.212 (Glass kit)

Island
85 cm
Motor and Control
800 m³/h
3 spd + boost, electronic control
Anti-odour filters
Charcoal: type 6
Lighting
Led 4x1,2 W (3200 K)
Ambient
4x1,2 W (3200 K)
Energy Class
B
Sound pressure level
Min. speed 54dB(A)re1pW
Max. speed 63dB(A)re1pW
Minimum distance from cooker top
Gas hob: 60 cm
Electric hob: 52 cm
Weight
44 kg

Island – 85 cm*

Codes:
8034122342825 (Steel chassis)
KACL.239 (Glass kit)

*Hood is made by steel chassis and glass kit.



Life inspired.



Platinum

- Scotch Brite stainless steel (AISI 304)
- Glass
- Perimeter suction
- Electronic control
- Led lighting
- Led ambient light
- Metallic grease filter, removable and washable
- Charcoal filter included
- Back outlet available.

Spare parts

Filter: Charcoal type 6
103050091

Optional accessories

Chimney extension: Wall h700
KACL.575#1

Chimney extension: Wall h960
KACL.576#1

Chimney extension: Island h1200
KACL.557#1

Carbon.Zeo filtering kit (Island)
KACL.949#1F

Spare Carbon.Zeo filtering kit
(Island)
KACL.934

Conveyor filtering mode (Island)
KACL.866

Conveyor filtering mode (Wall)
KACL.864

Remote motors
List at p. 266

Wall
67/97 cm
Motor and Control
800 m³/h
3 spd + boost, electronic control
Anti-odour filters
Charcoal: type 6
Lighting
67 cm
Led 2x1,2 W (3200 K)
Ambient: 3x1,2 W (3200 K)
97 cm
Led 4x1,2 W (3200 K)
Ambient: 3x1,2 W (3200 K)
Energy Class
B
Sound pressure level
Min. speed 45dB(A)re1pW
Max. speed 55dB(A)re1pW
Minimum distance from cooker top
Gas hob: 60 cm
Electric hob: 52 cm
Weight
67 cm: 24 kg / 97 cm: 33 kg

Wall – 67 cm*
800 m³/h
Codes:
8034122343174 (Steel chassis)
KACL.236 (Glass kit)
Wall – 97 cm*
800 m³/h
Codes:
8034122343181 (Steel chassis)
KACL.237 (Glass kit)

Codes:
8034122343174 (Steel chassis)
KACL.236 (Glass kit)

Codes:
8034122343181 (Steel chassis)
KACL.237 (Glass kit)

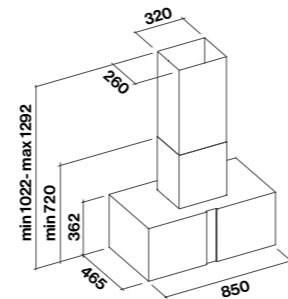
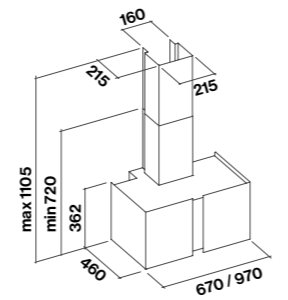
240

Island
85 cm
Motor and Control
800 m³/h
3 spd + boost, electronic control
Anti-odour filters
Charcoal: type 6
Lighting
Led 4x1,2 W (3200 K)
Ambient
4x1,2 W (3200 K)
Energy Class
B
Sound pressure level
Min. speed 54dB(A)re1pW
Max. speed 63dB(A)re1pW
Minimum distance from cooker top
Gas hob: 60 cm
Electric hob: 52 cm
Weight
44 kg

Island – 85 cm*
800 m³/h
Codes:
8034122342825 (Steel chassis)
KACL.238 (Glass kit)

Codes:
8034122342825 (Steel chassis)
KACL.238 (Glass kit)

*Hood is made by steel chassis and glass kit.



Mirabilia
Platinum



241

Professional.

The hood for haute cuisine.

More powerful motors, specialist high-performance filters, a receptacle for cooking greases.

A blend of the typical features of the kind of extractor hoods used in the best restaurants, to fit your space and your needs.



Life inspired.

Professional
Zeus Pro

Zeus Pro

- Scotch Brite stainless steel (AISI 304)
- Oil collector
- Electronic control
- Led lighting
- Baffle filter
- Back outlet available.

Optional accessories

Chimney optional
KCQAN.00#1

Remote motors
List at p. 266

Only available in exhaust
version.

Wall
90/120 cm

Motor and Control

950 m³/h
3 spd + boost, electronic control

Metallic filters

Baffle

Lighting

Led

90 cm: 3x1,2 W (3200K)

120 cm: 4x1,2 W (3200K)

Energy Class

A

Sound pressure level

Min. speed
53dB(A)re1pW

Max. speed
64dB(A)re1pW

64dB(A)re1pW

Minimum distance from cooker top

Gas hob: 63 cm

Electric hob: 52 cm

Weight

Version 90 cm: 25 kg

Version 120 cm: 31 kg

Wall – 90 cm

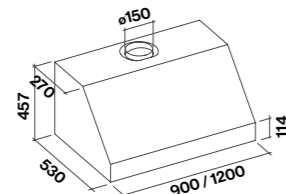
950 m³/h

8034122355313

Wall – 120 cm

950 m³/h

8034122355306



Professional
Marte Pro



Marte Pro

- Scotch Brite stainless steel (AISI 304)
- Oil collector
- Electronic control
- Led lighting
- Baffle filter

Wall
90/120 cm

Motor and Control
950 m³/h
3 spd + boost, electronic control

Metallic filters
Baffle

Lighting
Led

90 cm: 3x1,2 W (3200 K)
120 cm: 4x1,2 W (3200 K)

Energy Class
A

Sound pressure level
Min. speed

53dB(A)re1pW
Max. speed

64dB(A)re1pW
Minimum distance

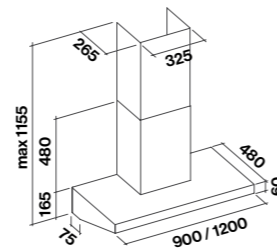
from cooker top
Gas hob: 60 cm

Electric hob: 52 cm
Weight

Version 90 cm: 28 kg
Version 120 cm: 33 kg

Wall – 90 cm
950 m³/h
8034122355221

Wall – 120 cm
950 m³/h
8034122355214



Optional accessories

Remote motors
List at p. 266

Only available in exhaust version.

Professional
Gruppo Incasso Pro



Gruppo Incasso Pro

- Scotch Brite stainless steel (AISI 304)
- Oil collector
- Electronic control
- Led lighting
- Baffle filter

Built-in
80 cm

Motor and Control
950 m³/h
3 spd + boost, electronic control

Metallic filters
Baffle

Lighting
Dynamic Led Light

4x1,2 W (2700-5600 K)
Energy Class

A
Sound pressure level

Min. speed
53dB(A)re1pW

Max. speed
64dB(A)re1pW

Minimum distance

from cooker top
Gas hob: 60 cm

Electric hob: 52 cm
Weight

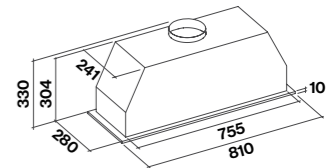
13 kg

Built-in – 80 cm
950 m³/h
8034122355177

Optional accessories

Remote motors
List at p. 266

Only available in exhaust version.



Cut-out size:
762 mm x 245 mm



Line Pro

- Scotch Brite stainless steel (AISI 304)
- Oil collector
- Electronic control
- Led lighting
- Baffle filter

Optional accessories

Remote motors
List at p. 266

Only available in exhaust version.

Island – 120 cm

Motor and Control
950 m³/h
3 spd + boost, electronic control

Metallic filters
Baffle

Lighting
Led 6x1,2 W (3200 K)

Energy Class
B

Sound Pressure Level

Min. speed
53dB(A)re1pW

Max. speed
64dB(A)re1pW

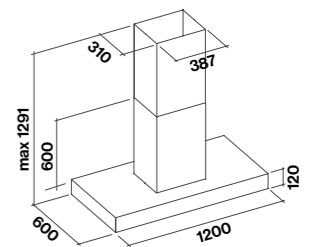
Minimum distance from cooker top

Gas hob: 63 cm
Electric hob: 52 cm

Weight
42 kg

Island – 120 cm

950 m³/h
8034122355207



Classic.

Traditional-style air.

With their traditional-style shapes, Classic hoods are the right answer for a warm kitchen environment, familiar and welcoming, often featuring wood, but still with a contemporary or industrial feel. The technology behind them ensures high performance levels in all cases.





**Classic
Time**



Time NEW

- Stainless steel, pewter or anthracite painted steel
- Worn steel rim
- Electronic control
- Led Lighting
- Metallic grease filter
- Optional remote control
- Dialogue System-ready
- Back outlet available
- Included charcoal filter.

Spare parts

Filter: Charcoal type 6
103050091

Optional accessories

Remote motors
List at p. 266

**Wall
85 cm**

Motor and Control
800 m³/h
3 spd + boost, electronic control
Anti-odour filters
Charcoal: type 6
Lighting
Dynamic Led Light
2x1,2 W (3200 K)
Energy Class
D
**Minimum distance
from cooker top**
Gas: 63 cm
Electric: 52 cm

Wall - 85 cm*
Anthracite, worn steel rim
800 m³/h

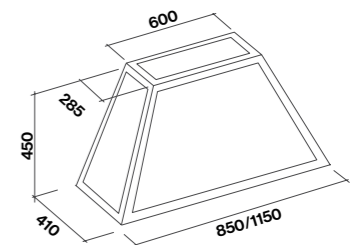
Wall - 85 cm*
Pewter, worn steel rim
800 m³/h

Wall - 85 cm*
Stainless steel, worn steel rim
800 m³/h

Wall - 115 cm*
Anthracite, worn steel rim
800 m³/h

Wall - 115 cm*
Pewter, worn steel rim
800 m³/h

Wall - 115 cm*
Stainless steel, worn steel rim
800 m³/h



*Time is available starting
March 2019.



Mimosa

- Goffered, white painted steel
- Slider
- Led lighting
- Metallic grease filter, removable and washable
- Charcoal filter included

Spare parts

Charcoal filter type 2
103050102

Wall
60/90 cm

Motor and Control
600 m³/h
3 vel slider
Anti-odour filters
Charcoal: type 2
Lighting
Led 2x2 W
Sound Pressure Level
Min. speed 49dB(A)re1pW
Max. speed 65dB(A)re1pW
Energy Class
D
Minimum distance from cooker top
Gas hob: 60 cm
Electric hob: 52 cm
Weight
60 cm: 15 kg
90 cm: 18 kg

Wall – 60 cm
600 m³/h

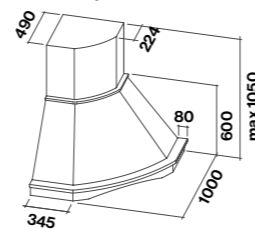
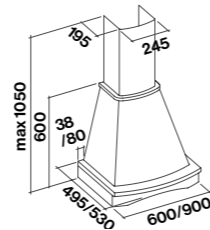
Wall – 90 cm
600 m³/h

Corner
100 cm

Motor and Control
600 m³/h
3 vel slider
Anti-odour filters
Charcoal: type 2
Lighting
Led 2x2 W
Sound Pressure Level
Min. speed 49dB(A)re1pW
Max. speed 65dB(A)re1pW
Energy Class
D
Minimum distance from cooker top
Gas hob: 60 cm
Electric hob: 52 cm
Weight
21 kg

Corner – 100 cm
600 m³/h

WOOD Cherry / Walnut / Oak
STEEL Goffered



Classic

Iris Malizia

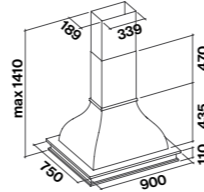
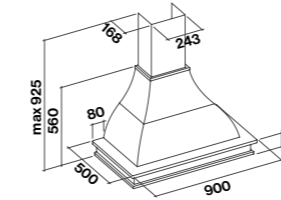
- Painted steel
- Slider
- Led lighting
- Metallic grease filter, removable and washable
- Charcoal filter included

Spare parts

Charcoal filter type 2
103050102

Optional accessories

Chimney extension: Wall h850
KACL.602#B



Wall – 90 cm
Island – 90 cm

Motor and Control
600 m³/h
Anti-odour filters
Charcoal: type 2
Lighting
Led 2x2W
Energy Class
D
Sound Pressure Level
Min. speed 49dB(A)re1pW
Max. speed 65dB(A)re1pW
Minimum distance from cooker top
Gas hob: 60 cm
Electric hob: 52 cm
Weight
17 kg

WOOD Cherry / Walnut / Oak
STEEL White

Wall – 90 cm
600 m³/h

Island – 90 cm
600 m³/h



Iris Gardenia

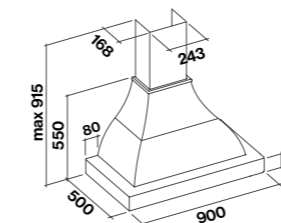
- Painted steel
- Slider
- Led lighting
- Metallic grease filter, removable and washable
- Charcoal filter included

Spare parts

Charcoal filter type 2
103050102

Optional accessories

Chimney extension: Wall h850
KACL.602#B



Wall – 90 cm

Motor and Control
600 m³/h
Anti-odour filters
Charcoal: type 2
Lighting
Led 2x2W
Energy Class
D
Sound Pressure Level
Min. speed 49dB(A)re1pW
Max. speed 65dB(A)re1pW
Minimum distance from cooker top
Gas hob: 60 cm
Electric hob: 52 cm
Weight
21 kg

WOOD Cherry / Walnut / Oak
STEEL White

Wall – 90 cm
600 m³/h



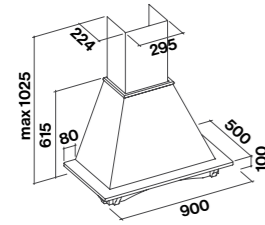
Life inspired.

Melissa Tulip

- Painted steel
- Slider
- Led lighting
- Metallic grease filter, removable and washable
- Charcoal filter included.

Spare parts

Charcoal filter type 2
103050102



Parete – 90 cm

Motore e Comandi
600 m³/h / 3 vel slider
Anti-odour filters
Charcoal: Type 2
Lighting
Led 2x2 W (2700 K)
Energy Class a D
Sound pressure level
Min. speed 49dB(A)re1pW
Max. speed 63dB(A)re1pW
Minimum distance from cooker top
Gas: 60 cm
Electric: 52 cm
Weight
20 kg

Wall – 90 cm
600 m³/h

WOOD Cherry / Walnut / Oak
STEEL White

Wall – 90 cm
600 m³/h

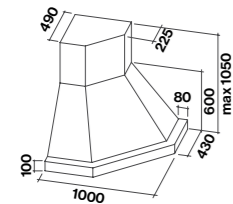
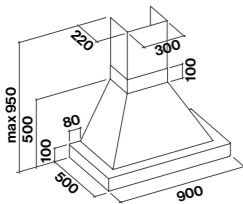


Dora

- Painted steel
- Slider
- Led lighting
- Metallic grease filter, removable and washable
- Charcoal filter included

Spare parts

Charcoal filter type 2
103050102



Wall – 90 cm
Corner - 100 cm

Motor and Control
600 m³/h
3 vel slider
Anti-odour filters
Charcoal: type 2
Lighting
Led 2x2 W (2700 K)
Energy Class a D
Sound pressure level
Min. speed 49dB(A)re1pW
Max. speed 63dB(A)re1pW
Minimum distance from cooker top
Gas: 60 cm
Electric: 52 cm
Weight
Wall version: 22 kg
Corner version: 24 kg

Wall – 90 cm
600 m³/h

Corner – 100 cm
600 m³/h

WOOD Cherry / Walnut / Oak
STEEL White



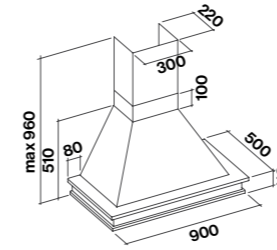
Classic

Tempo Antico

- Painted steel
- Slider
- Led lighting
- Metallic grease filter, removable and washable
- Charcoal filter included

Spare parts

Charcoal filter type 2
103050102



Wall – 90 cm

Motor and Control
600 m³/h
3 vel slider
Anti-odour filters
Charcoal: type 2
Lighting
Led 2x2 W (2700 K)
Energy Class a D
Sound pressure level
Min. speed 49dB(A)re1pW
Max. speed 63dB(A)re1pW
Minimum distance from cooker top
Gas: 60 cm
Electric: 52 cm
Weight
18 kg

Wall – 90 cm
600 m³/h

Corner – 100 cm
600 m³/h

WOOD Cherry / Walnut / Oak
STEEL White

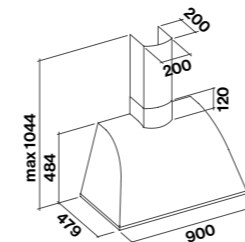


Ginevra Boston / Ginevra Tile

- Anthracite painted steel with copper front edge (Ginevra Boston)
- Ivory painted steel with brass front edge (Ginevra Tile)
- Slider
- Led lighting
- Metallic grease filter, removable and washable
- Charcoal filter included

Spare parts

Charcoal filter type 2
103050102



Wall – 90 cm

Motor and Control
600 m³/h
3 vel slider
Anti-odour filters
Charcoal: type 2
Lighting
Led 2x2 W (2700 K)
Energy Class a D
Sound pressure level
Min. speed 49dB(A)re1pW
Max. speed 63dB(A)re1pW
Minimum distance from cooker top
Gas: 60 cm
Electric: 52 cm
Weight
18 kg

Ginevra Boston – Wall – 90 cm
600 m³/h
8034122409948

Ginevra Tile – Wall – 90 cm
600 m³/h
8034122410111

STEEL Ivory / Anthracite



Airmec.

Quality for everybody.

A selection of efficient hoods, featuring simple forms and more basic materials and components, without compromising on the guaranteed quality that comes with “made in Falmecc” products.

airmec
by falmecc



Airmec
Artemide



Artemide

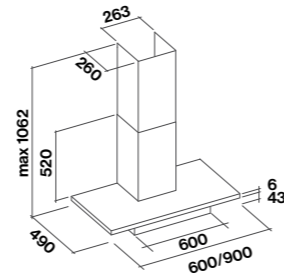
- Scotch Brite stainless steel
- Tempered glass
- Mechanical control
- Led lighting
- Metallic grease filter, removable and washable
- Optional charcoal filter

Wall – 60/90 cm

Motor and Control
600 m³/h
3 speed mechanical control
Anti-odour filters
Charcoal: type 3
Lighting
Led 2x1,2 W (3200 K)
Sound pressure level
Min. speed
41 dB(A)re1pW
Max. speed
58 dB(A)re1pW
Minimum distance from cooker top
Gas: 64 cm
Electric: 52 cm
Weight
60 cm: 15 kg
90 cm: 18 kg

Wall – 60 cm
600 m³/h
8034122504247

Wall – 90 cm
600 m³/h
8034122504254



Spare parts

Charcoal filter type 3
8034122703534

Optional accessories

Chimney extension: Wall h700
8034122702506

Chimney extension: Wall h960
8034122702520

Conveyor filtering mode (Wall)
KACL.864

Airmec
Built-in



Built-in

- Scotch Brite stainless steel
- Mechanical slider
- Led lighting
- Metallic grease filter, removable and washable
- Optional charcoal filter

Built-in – 50/70 cm

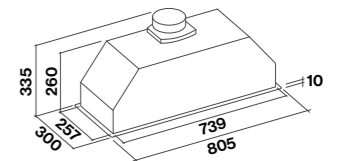
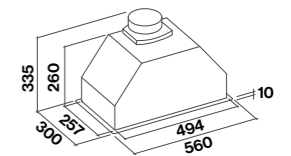
Motor and Control
600 m³/h
3 vel slider
Anti-odour filters
Charcoal: type 2
Lighting
Led 2x1,2 W (3200 K)
Sound pressure level
Min. speed
41 dB(A)re1pW
Max. speed
58 dB(A)re1pW
Minimum distance from cooker top
Gas: 64 cm
Electric: 52 cm
Weight
50 cm: 8 kg
70 cm: 10 kg

Built-in – 50 cm
600 m³/h
8034122503899

Built-in – 70 cm
600 m³/h
8034122503950

Spare parts

Charcoal filter type 3
8034122703534



Cutout size
50 cm: 506 mm x 262mm
70 cm: 751 mm x 262 mm



Mercurio

- Scotch Brite stainless steel
- Mechanical control
- Led lighting
- Metallic grease filter, removable and washable
- Optional charcoal filter

Wall – 60/90 cm

Motor and Control

600 m³/h
3 speed mechanical control

Filters

Charcoal: type 3

Lighting

Led 2x1,2 W (3200 K)

Sound pressure level

Min. speed
41 dB(A)re1pW

Max. speed
58 dB(A)re1pW

Minimum distance from cooker top
Gas: 64 cm
Electric: 52 cm

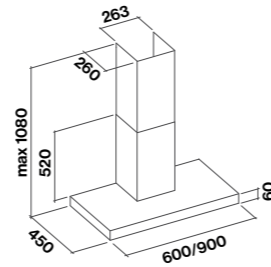
Weight
60 cm: 14 kg
90 cm: 15 kg

Wall – 60 cm

600 m³/h
8034122504261

Wall – 90 cm

600 m³/h
8034122503929



Spare parts

Charcoal filter type 3
8034122703534

Optional accessories

Chimney extension: Wall h700
8034122702506

Chimney extension: Wall h960
8034122702520

Conveyor filtering mode (Wall)
KACL.864



Pulsar

- Scotch Brite stainless steel
- Mechanical control
- Led lighting
- Metallic grease filter, removable and washable
- Optional charcoal filter

Wall – 35 cm
Island – 35 cm

Motor and Control

600 m³/h
3 speed mechanical control

Filters

Charcoal: type 3

Lighting

Led 4x1,2 W (3200 K)

Sound pressure level
Min. speed
41 dB(A)re1pW

Max. speed
58 dB(A)re1pW

Minimum distance from cooker top
Gas: 64 cm
Electric: 52 cm

Weight
Wall: 17 kg
Island: 21 kg

Wall – 35 cm

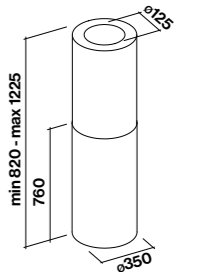
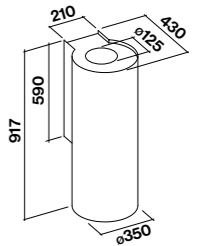
600 m³/h
8034122503455

Island – 35 cm

600 m³/h
8034122503448

Spare parts

Charcoal filter type 3
8034122703534



Motors and accessories.

Falmec air solutions.

Kitchen extraction requires an accurate assessment of your technical restraints, functional needs and particular aesthetic requirements. In addition to a wide choice of hoods, Falmec offers a range of accessories and solutions that guarantee maximum flexibility in your preferred choice of hood guaranteeing the best result every time.



Motors.

Motors (in-hood).



800m³/h Motors

Designed and developed to optimise fluid dynamics and consequently performance, the 800 m³/h motor represents excellent extraction capacity, at the same time as offering excellent energy efficiency (class A). The result is an extremely stable and perfectly balanced motor, thanks to its double support. Shell is created using a particular type of resin with mineral content: an innovative material that guarantees strength and solidity and reduces noise.



950 m³/h High Performance Motors

The 950m³/h High Performance motor offers even greater power to guarantee a superior extraction capacity. This motor is used in the Professional collection, a range designed to offer professional performance in a domestic setting.



Green Tech Motors

Green Tech motors use an electronic control to maximize the performance of the engine in all its phases and conditions of activity, contributing to the reduction of energy losses of the system. Moreover, the use of permanent magnets placed on the rotor allows to drastically reduce the absorption of energy by the extractor hood.



Slim Motor (order separately for ceiling hoods and Downdraft)

This is a motor of compact dimensions that saves space and allows integrated hoods to be installed in extremely confined spaces. It guarantees excellent performance and excellent extraction capacity thanks to the use of an extremely efficient double axial motor. It is particularly suited to integrated models in a suspended ceiling or within the kitchen underbase, as in the Down Draft model.

KACL.782#49F

Motors.

Remote units.

A remote extractor fan is the right choice if you want to reduce the noise of your hood, by distancing the source of the noise, without compromising on extraction performance.

Choose between a motor positioned within your home (remote/under-roof motor) or a motor installed on an external wall (external motor).

If the hood already has a motor, this can be removed before installation.

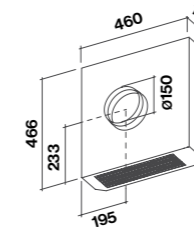
External motor units

Falmec external motors stand out due to their compact dimensions, superior efficiency and ease of installation. They are available as separate parts and are compatible with all models of hood with 800m³/h motors.

External extractor 1000 m³/h

1000 m³/h motor kit. 7 metre electrical cable. Suitable only for hoods with an 800 m³/h motor.

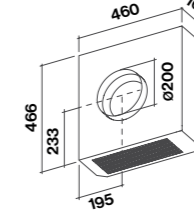
KACL.786#41F



External extractor 1500 m³/h

1500 m³/h motor kit. 7 metre electrical cable. Suitable only for hoods with 800 m³/h motors. Recommended for use with 200mm diameter pipes.

KACL.796#4AF



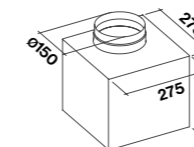
Remote in-roof/indoor motors

These units are available as separate parts for all models of hood equipped with 800 m³/h motors. They can be installed in the roof or in any space in the house.

Remote in-roof motor 950 m³/h

950 m³/h motor kit. 7 metre electrical cable. Suitable only for hoods with 800 m³/h motors (used as remote in-roof motors).

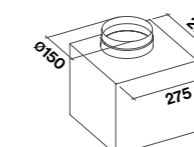
KACL.798#41F



Remote in-roof motor 1100 m³/h

1100 m³/h motor kit. 7 metre electrical cable. Suitable only for hoods with 800 m³/h motors (used as remote in-roof motors).

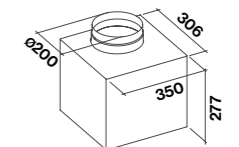
KACL.770#41F



Remote in-roof motor 1300 m³/h



1300 m³/h motor kit. 7 metre electrical cable. Suitable only for hoods with 800 m³/h motors (used as remote in-roof motors). Recommended for use with 200mm diameter pipes.

KACL.797#4AF



Filtration.

Anti-grease Filters.



Metallic Filters.

The anti-grease filter serves the important purpose of trapping cooking grease. Falmecc metal filters have been designed to guarantee excellent grease capture. They have an internal multi-layer aluminium structure composed of corrugated mesh (to maximise the filtering surface). The frame and the external mesh are made of Scotch Brite stainless steel, a material that maintains a perfect shine over time.

AirFalmecc balanced filter system.

Pressure and air velocity in the extraction side of the hood are naturally greater in the areas nearest the motor. Extraction capacity will therefore be more concentrated in the central zone, directly under the extraction motor. This imbalance causes a loss of efficiency, especially in the peripheral areas of the hood. Air Falmecc balanced stainless steel filters have been created with a special diminishing honeycomb structure in which the suction holes become gradually larger the further away from the centre they are, allowing the extraction to be redistributed uniformly across the filter surface.

Professional Baffle Filters.

Baffle filters are fitted as standard in all hoods in the Professional collection. Adopted from the world of professional catering, their unique criss-cross structure means that oils and vapours are condensed and channelled into a suitable receptacle that can be easily removed and cleaned.

No-Drop system Filters.

No-Drop filters use innovative technology that finally solves the problem of liquids dripping as cooking vapours condense, an unpleasant and common occurrence, particularly with induction hobs. These metallic filters arranged lengthwise have criss-cross blades and have been designed to cause cooking vapours to condense so that they can be channelled and collected in a suitable receptacle. In addition, the surface of the filters is treated with a special coating that prevents the formation of drops of condensed cooking vapours. These are trapped and distributed evenly across the surface.

Metallic Filters.

Metallic Filters.

Base

235x245 mm
cod. 101079900

235x245 mm
cod. 101079950*

235x245 mm
cod. 101079951**

274x274 mm
cod. 101080240

277x294 mm
cod. 101080244

245x190 mm
cod. 101080145

Diamante
449x162 mm
cod. 101080242

Quasar 80/90/120 - Quasar Top
290x326 mm
cod. 101080241

Quasar 60
278x301 mm
cod. 101080245

Ellittica - Gr. Incasso Murano
204x190 mm
cod. 101080134

Nuvola 90/140 - Nube
290x267 mm
cod. 101080243

Virgola 60
245x207 mm
cod. 101079909

Virgola 90
204x207 mm
cod. 101079910
14€

Virgola 120
279x207 mm
cod. 101079911

Adara
cod. KACL.840#I

Master (vertical)
cod. KACL.842#I

*white
**black

Top

Atlas
325x301 mm
cod. 101080133

Onda (concave)
322x283 mm
cod. 101080130

Onda (convex)
322x283 mm
cod. 101080131

Prestige
338x216 mm
cod. 101080095

Polar / Polar Light
cod. KACL.841#I

Butterfly
272x245 mm
cod. 101080096

Butterfly / Rialto
279x139 mm
cod. 101080097

Gruppo Incasso NRS® 50
cod. KACL.844#I

Gruppo Incasso NRS® 70
cod. KACL.845#I

Ghost
235x306 mm
cod. 101080204

Down Draft 90
254x216 mm
cod. 101080094

Down Draft 120
404x216 mm
cod.101080093

AirFalmecc

Wall 278x301 mm
cod. 101078700

Island 278x301 mm
cod. 101078701

Wall 285x301 mm
cod. 101078702

Island 285x301 mm
cod. 101078703

Baffle

Gruppo Incasso Pro
cod. 101080191

Line Pro / Marte Pro
Zeus Pro
cod. 101080196

Anti-odour filters.



Active Carbon Filters.

Anti-odour filters are installed in all hoods that can be used in filter mode. The active carbons they contain absorb odours created by cooking. As the filters become less efficient with time, replacement at least every four months is recommended.

Type 3 (rectangular)
cod. 103050107

Ghost (rectangular)
cod. 101078921 (pair)

Type 2 (round)
cod. 103050102 (pair)

Type 6 (round)
cod. 103050091 (pair)

Green Tech (round)
cod. 103050093 (pair)



Combined High Performance Filters
(Silence - NRS® Collection).



Wash in dishwasher with your usual detergent at a temperature not exceeding 65°C, if possible with no other contents. After washing, regenerate the filter in the oven at 100°C for 10 minutes.

Lumina NRS®
cod. 2x 101078900

Aria NRS®
cod. 2x 101078901
2x

Gruppo Incasso NRS®
cod. KACL.920

Plane NRS®
cod. KACL.921

Vela NRS®
cod. 101078900

Flipper NRS®
cod. 2x 101078897
2x

Zenith NRS®
cod. 101078898



Carbon.Zeo Filters.

Carbon.Zeo®

Carbon.Zeo filters use natural materials such as active carbon and zeolite, a mineral of volcanic origin with a microporous crystalline molecular structure that absorbs fumes and unpleasant odours. On contact with the flow of vapours, zeolite releases heat, helping to reduce moisture caused by cooking. The Carbon.Zeo combined filter has a guaranteed minimum life of 3 years, but is expected to last 5 years under conditions of normal use. We recommend that it be regenerated every 18 months by placing it in an oven at 200°C for two hours. Carbon.Zeo technology filters outgoing air, eliminating not just unpleasant odours, but also moisture from cooking vapours through the use of natural minerals such as active carbon and zeolite.



Ionizing Element E.ion® System.

E.ionSystem

New ionised components should be replaced every 5 years. For replacement information, please see the instruction booklet.

cod. 2x 105040271

Filtering innovation NEW

New accessories for a better filtration.

Carbon.Zeo technology.



Carbon.Zeo filters use natural materials such as active carbon and zeolite, a mineral of volcanic origin with a microporous crystalline molecular structure that absorbs fumes and unpleasant odours. On contact with the flow of vapours, zeolite releases heat, helping to reduce moisture caused by cooking. The Carbon.Zeo combined filter has a guaranteed minimum life of 3 years, but is expected to last 5 years under conditions of normal use. The filter should be regenerated every 18 months by placing it in an oven at 200°C for two hours.

Ceiling.

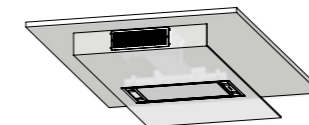
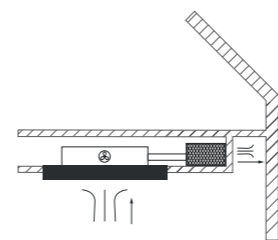
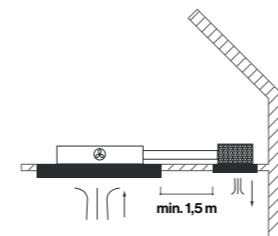
Ceiling filter unit kit

These parts enable all models of Falmece extractor hood to be installed in filtration version. The extracted air is channelled, filtered and returned to the room using a kit that can be inserted elegantly into the same false ceiling area as the hood, fitting in harmoniously with the rest of the kitchen. This solution combines aesthetic elegance with outstanding filter performance with a Carbon.Zeo filter, at the same time providing considerable energy savings.



E.ion® ceiling filter unit kit

This accessory allows all Falmece ceiling hood models using the Slim motor (Sirio, Nuvola, Nube, Stella, Alba, Nova) to be installed in recirculation mode by equipping them with Carbon.Zeo and E.ion® System technology for the purification and sanitisation of your kitchen space. It therefore combines the ability of activated charcoal and zeolite to purify the air from unpleasant odors and humidity, also a controlled bipolar ionization technology capable of returning to the home environment the same ionic balance present



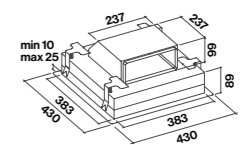
Carbon.Zeo vertical outlet ceiling filter unit kit

This accessory allows the installation in the filtering version of all models of Falmece ceiling hoods that use the Slim motor in the vertical wall of the ceiling lowering, minimizing the aesthetic impact of the outlet grid.

Carbon.Zeo®

Furthermore, this kit, which can be installed flush-mounted on the false ceiling, is harmoniously integrated into the kitchen environment thanks to the white painted steel frame and the white satin glass inner panel.

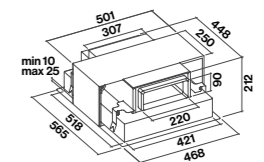
Filter unit
KACL.939#BF
Spare part
KACL.928



E.ionSystem

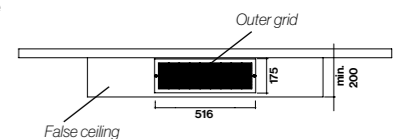
in uncontaminated natural places. This means that they improve mental and physical well-being and concentration.

Filter unit
KACL.942#ZZZB401F
Spare part
KACL.928

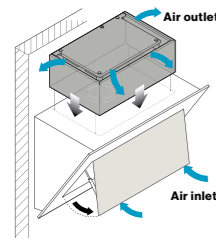


Carbon.Zeo®

Filter unit
KACL.953#BF*
Spare part
KACL.931

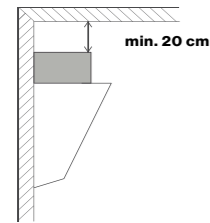


Wall.



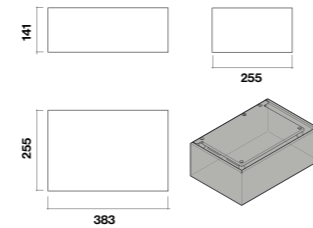
Filter unit for sloped hoods

A new product designed to enhance the performance of sloped hoods installed in recirculation mode. Can be installed on the upper part of the following hood models: Quasar, Flipper (no NRS®), Tab, Prisma, Diamante, Trim, Verso. This accessory can also be used with previously-installed hoods to enhance performance. The unit is created in stainless steel (AISI 304) for long-lasting use and to facilitate cleaning.

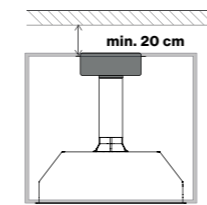


Carbon.Zeo

Filter unit
KACL.941
Filter replacement
KACL.943



Accessories.



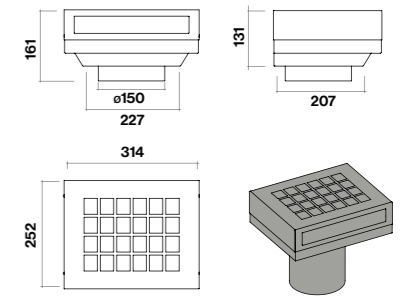
Built-in.

Filter unit for built-in hoods.

New filter kit designed to enhance extraction and recirculation efficiency in all Falmecc built-in hoods. Carbon.Zeo filters, through the use of natural minerals such as active carbon and zeolite, guarantee excellent results in filtration and at the same time reduce moisture caused by cooking vapours.

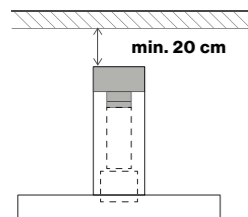
Carbon.Zeo

Filter unit
KACL.950
Filter replacement
KACL.934



Filter unit for t-shaped wall hoods

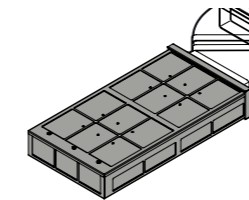
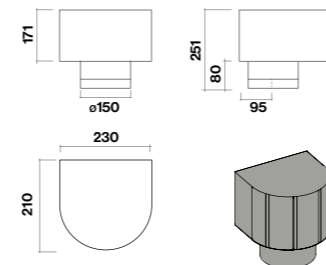
A new filter kit designed to enhance extraction and recirculation efficiency in all Falmecc wall-mounted chimney hoods. Carbon.Zeo filters, through the use of natural minerals such as active carbon and zeolite, guarantee excellent results in filtration and at the same time reduce moisture caused by cooking vapours.



Carbon.Zeo

Filter unit
KACL.948*

* Available starting March 2019

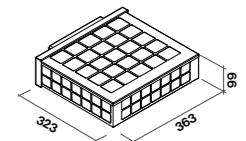


Underbase filter unit

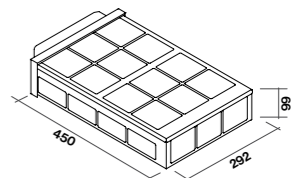
Underbase filter solutions are equipped with Carbon.Zeo technology and are installed under the kitchen plinth to enhance the filter capacity of Falmecc solutions.

Carbon.Zeo

Small Underbase filter unit
KACL.930
Filter replacement
KACL.931



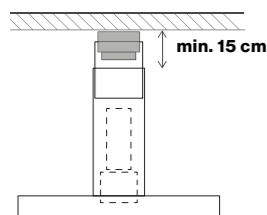
Compact Underbase filter unit
KACL.945
Filter replacement
KACL.946



Island.

Filter unit for island hoods

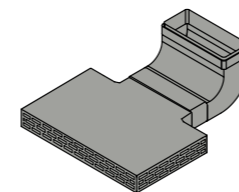
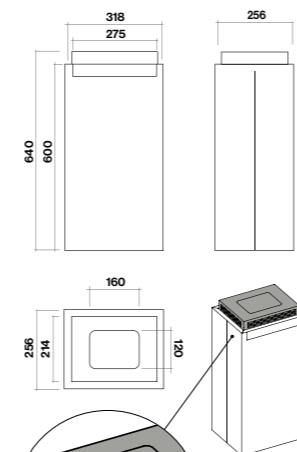
New filter kit designed to enhance extraction and recirculation efficiency in Falmecc chimney island hoods. Carbon.Zeo filters, through the use of natural minerals such as active carbon and zeolite, guarantee excellent results in filtration and at the same time reduce moisture caused by cooking vapours.



Carbon.Zeo

Filter unit
KACL.949#IF*
Filter replacement
KACL.934

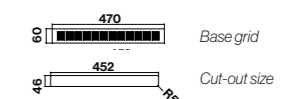
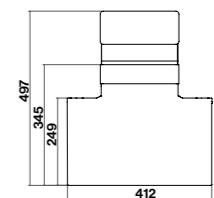
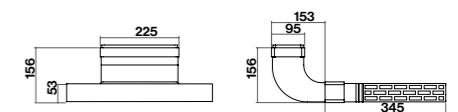
* Available starting March 2019



Underbase Slim filter unit (h60mm)

This solution is designed to achieve the best filter performance even in kitchens with a reduced height plinth of as little as 6cm. The solution uses filtration technology with cellular charcoal, giving a product life of 5 years. We recommend that you reactivate the filter once a year by placing it in the oven at 160°C for a hour. filter can be regenerated up to 5 times.

Underbase filter unit
slim h60mm
KACL.951
Filter replacement
KACL.952
Base grid
KACL.955



Filter chart.

Hood	Metallic Filter	Charcoal Filter	Carbon.Zeo Filtering Kit (optional)
Adara	KACL.840#1	103050107	-
Alba	101080146	See page 271	See page 271
Altair	101079900	103050091	-
Altair Top	101079900	103050091	-
Aria NRS	101079951	101078901	-
Artemide	101079901	103050107*	-
Astra	101080202	103050107	-
Atlas Vetro	101080133	103050107	KACL.948 (Wall) / KACL.949#IF (Island)
Aura	101079900	KACL.935	-
Blade	101080240	103050107	KACL.948 (Wall) / KACL.949#IF (Island)
Built-in	101080145	103050107*	-
Butterfly	101080096 / 101080097	103050091	-
Cielo	101079900	KACL.935	-
Classic collection (except Time)	101079900	103050102	-
Mirabilia collection	101080244	103050091	-
Concorde	101079900	103050107	-
Dama	60001N5A4#1	KACL.944	-
Diamante	101080242	103050091	KACL.943
Down Draft (120)	101080093	See page 273	See page 273
Down Draft (90)	101080094	See page 273	See page 273
Eclisse	60001F1A5#3 / 60001F1A6#3	See page 271	See page 271
Elios	101078700	103050091	-
Ellittica	101080134	103050091	-
Eolo E.ion®	101080202	101078810 (Carbon.Zeo)	-
Europa	101080240	103050107	-
Exploit / Exploit Top	101080244	103050107	-
Flipper	101080247	103050091	KACL.943
Flipper Green Tech	101080247	103050093	KACL.943
Flipper NRS	101080247	101078897	-
Futura	101078700	103050102	-
Futura Corner	101079900	103050102	-
Ghost	101080204	101078921	-
Gr. Incasso / Gr. Inc. Touch Vision	101079910	103050091	KACL.950
Gr. Incasso E.ion®	60001K8A4#3 (50cm) 60001T1A2#3 (70cm)	101078810 (Carbon.Zeo)	-
Gr. Incasso Green Tech	101079910	103050093	KACL.950
Gr. Incasso Murano	101079910	103050091	KACL.950
Gr. Incasso NRS (50)	KACL.844#1	KACL.920	-
Gr. Incasso NRS (70)	KACL.845#1	KACL.920	-
Gruppo Incasso Pro	101080191	-	-
Integrata	101080202	103050102	-
Kristal	101078700	103050107	KACL.948 (Wall) / KACL.949#IF (Island)
Laguna	101079900	103050091	-
Levante	101080146	KACL.944	-
Line Pro	101080196	-	-
Loop	60001N5A4#1	KACL.944	-
Luce	101078702 (Wall) / 101078703 (Island)	103050107	KACL.948 (Wall) / KACL.949#IF (Island)
Lumen (Island)	101078703	103050107	KACL.949#IF
Lumen (Wall 120)	101078702	103050107	KACL.948
Lumen (Wall 60)	101078700	103050107	KACL.948
Lumen (Wall 90)	101078702	103050107	KACL.948
Lumen Island 175	101080240	103050107	KACL.949#IF
Lumière E.ion®	101080204	101078810 (Carbon.Zeo)	-
Lumina NRS	101080240	101078900	-
Lux	101079950	103050107	-
Mare E.ion®	101080204	101078810 (Carbon.Zeo)	-
Marilyn E.ion®	101080204	101078810 (Carbon.Zeo)	-
Marte Pro	101080196	-	-
Master	101080245 + KACL.842	103050107	-
Materia	60001G9A5#1	KACL.944	-
Menhir	101080145	103050091	-
Mercurio	101079901 (60cm) / 101079902 (90 cm)	103050107*	-

Hood	Metallic Filter	Charcoal Filter	Carbon.Zeo Filtering Kit (optional)
Mira Top (Island)	101079900	103050091	-
Mira Top (Wall)	101080244	103050107	-
Mira White /Black	101080240	103050091	-
Mizar	101078700	103050107	KACL.948
Move / Move Green Tech 90 cm	101080251	KACL.934	-
Move 60-120 cm	101080250	KACL.934	-
Nova	101080118	See page 271	See page 271
Nube	101080243	See page 271	See page 271
Nuvola 140	101080243	See page 271	See page 271
Nuvola 90	101080243	See page 271	See page 271
Oceano E.ion®	60001G9A5#1	101078810 (Carbon.Zeo)	-
Onda Vetro	101080130 (concave) /101080131 (convex)	103050107	KACL.948
Piano	101080105	See page 282	See page 282
Plane (Island)	101078701	103050107	KACL.949#IF
Plane (Wall 120)	101078702	103050107	KACL.948
Plane (Wall 60/90)	101078700	103050107	KACL.948
Plane Green Tech (Island)	101078701	103050107	KACL.949#IF
Plane Green Tech (Wall)	101078700	103050107	KACL.948
Plane NRS (Is. 120)	101078703	KACL.921	-
Plane NRS (Is. 90)	101078701	KACL.921	-
Plane NRS (Wall 120)	101078702	KACL.921	-
Plane NRS (Wall 90)	101078700	KACL.921	-
Plane Top	101080240	103050107	-
Plane White / Black (Island)	101080245	103050107	-
Plane White / Black (Wall)	101080245	103050107	-
Polar	KACL.841#1	103050091	-
Polar Black	101079951	103050091	-
Polar Light	KACL.841#1	103050091	-
Polar White	101079950	103050091	-
Prestige	101080095	103050091	-
Prisma	60001GOA4#11 / 101080205	103050091	KACL.943
Pulsar	101079900	103050107*	-
Quasar (60)	101080245	103050091	KACL.943
Quasar (80/90/120)	101080241	103050091	KACL.943
Quasar Green Tech	101080241	103050093	KACL.943
Quasar Top	101080241	103050091	KACL.943
Rialto / Rialto Top	101080097 / 101080202	103050091	-
Rubik E.ion®	101080204	101078810 (Carbon.Zeo)	-
Sirio	101079900	See page 271	See page 271
Soffio	60001N5A4#1	KACL.944	-
Sophie	60001N5A4#1	KACL.944	-
Spazio	101079952 (Nero) / 101080146 (Inox)	KACL.944	-
Spring E.ion®	101080145	101078811 (Carbon.Zeo)	-
Stella	101080241	See page 271	See page 271
Stream	101078700	103050107	KACL.948
Tab	60001F7A5#11 (60cm) 60001H4A5#11 (80cm)	103050091	KACL.943
Tecna Feel	60001T3A1#TF	-	-
Time	101080118	103050091	-
Trim	60001F7A5#11	103050091	KACL.943
Twister E.ion®	101080202	101078810 (Carbon.Zeo)	-
Vega	101080146	KACL.944	-
Vela NRS	101080240	101078900	-
Verso	101080253 (upper) / 101080242 (lower)	103050091	KACL.943
Vetra	60001P5A3#3	KACL.944	-
Virgola (120)	101079911	103050107	KACL.950
Virgola (60/90)	101079909	103050107	KACL.950
Virgola No-Drop	60001T4A1#TF	KACL.954	-
Zenith NRS	60001H1A7#I	101078898	-
Zephro E.ion®	101080204	101078810 (Carbon.Zeo)	-
Zeus Pro	101080196	-	-
Time	101080118	103050091	-

*Optional for Airmec hoods

Extra-length extensions.

For kitchens with particularly high ceilings, Falmecc offers a solution that allows you to maintain the maximum advised distance between the hood and the hob without compromising on an elegant and aesthetic result.



H700 Wall

Lux
KACL.490#X

Atlas Vetro - Blade - Kristal
Lumen - Mizar - Onda Vetro
Plane - Plane Green Tech
Plane on Demand - Stream
Luce
KACL.510#I

Exploit - Exploit Top - Plane
Top KACL.510#X

Lumina NRS® - Plane NRS® -
Aria NRS® - Flipper NRS®
KACL.570#I

Mirabilia
KACL.575#I

H960 Wall

Lux
KACL.492#X

Atlas Vetro - Blade - Kristal
Lumen - Mizar - Onda Vetro
Plane - Plane Green Tech
Plane On Demand - Stream
Luce
KACL.512#I

Exploit - Exploit Top - Plane
Top
KACL.512#X

Lumina NRS® - Plane NRS® -
Aria NRS® - Flipper NRS®
KACL.571#I

Mirabilia
KACL.576#I

H850

Elios corner
KACL.560#I

Iris - Ninfea
KACL.602#B

H 1200 Island

Kristal - Lumen - Plane - Plane
Green Tech - Atlas Vetro
Mirabilia (square) - Blade
Butterfly - Luce - Lumen
Island 175
KACL.557#I

Lux
KACL.558#X

Exploit - Exploit Top
Plane Top
KACL.557#X

Mirabilia 85 - Prestige
KACL.553#I

Lumina NRS® - Plane NRS®
KACL.572#I

Conveyors for recirculation models.

The conveyor (in recirculation hoods) allows better distribution of AIU, optimising airflow and reducing turbulence, which is often a cause of noise. It is suitable only for hood models with 800 m³/h motors, equipped with regular charcoal filters (type 3 or 6).

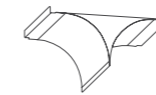
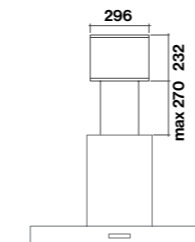
Available in three versions for wall mounted hoods and island hoods. The kit includes a tube 300mm long and 150mm in diameter to direct the air towards the Deflector.



Silencer
/Conveyor NRS®

To optimise air flow and enhance the quietness of the NRS® hood in recirculation mode, a new accessory is available which brings almost equivalent results in terms of quietness as a normal installation in extraction mode.

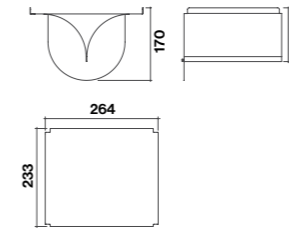
KACL.400



Island

Altair - Altair Top - Astra - Atlas Vetro - Blade - Butterfly Europa - Exploit - Exploit Top Kristal - Luce - Lumen Lumen Isola 175 - Lux - Mira Top Mira White - Mira Black Mirabilia Square - Mirabilia Round 85 - Plane - Plane Green Tech - Plane Top - Plane White Plane Black - Prestige

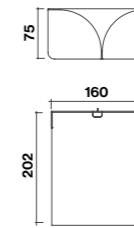
KACL.866



Wall

Adara - Astra - Atlas Vetro Blade Exploit - Exploit Top Kristal - Luce - Lumen - Master Mirabilia - Mizar - Onda Vetro Plane - Plane Green Tech Plane Top - Plane White Plane Black - Stream - Tab

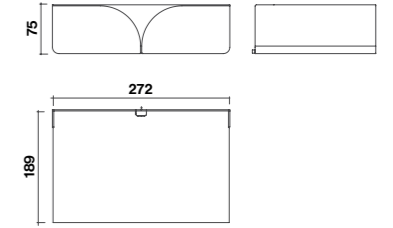
KACL.864



Wall

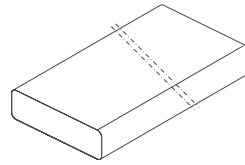
Butterfly - Concorde - Diamante Flipper - Flipper Green Tech Mira Top (telescopic) - Quasar Quasar Top - Quasar Green Tech - Prisma - Trim - Verso

KACL.865

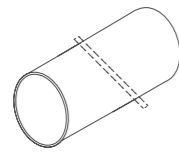


Life inspired.

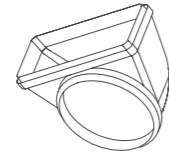
Ducting accessories.



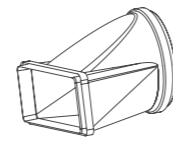
Rigid flat pipe
KACL.381 150x70x1200
KACL.352 220x90x1200
KACL.331 220x60x1500



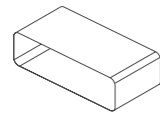
Rigid round pipe
KACL.382 ø125x1200
KACL.358 ø150x1200
KACL.340 ø200x1200



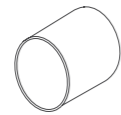
Circular / flat bend
KACL.387 ø125 / 150x70
KACL.371 ø150 / 220x90



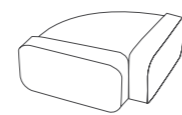
Circular / flat connector
KACL.388 ø125 / 150x70
KACL.376 ø150 / 220x90
KACL.338 ø125 / 220x60



Flat junctions
KACL.383 150x70
KACL.356 220x90
KACL.333 220x60



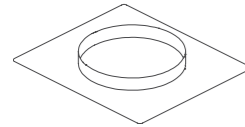
Round junctions
KACL.384 ø125
KACL.380 ø150
KACL.342 ø200



Horizontal / flat elbow
KACL.385 150x70
KACL.367 220x90
KACL.335 220x60



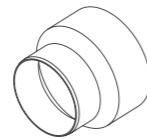
Flexible ducting belt
KACL.363 ø125
KACL.364 ø150



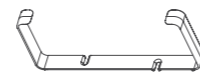
Flange
KACL.396 ø200



Round bend
KACL.390 ø125
KACL.391 ø150
KACL.341 ø200




Connector
KACL.343 ø150 / ø200
103040201 ø125 / ø150



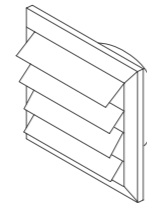
Rectangular duct holder
KACL.389 150x70
KACL.362 220x90



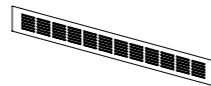
Vertical / rectangular elbow
KACL.386 150x70
KACL.369 220x90



Aluminium pipe extendable to up to 3m
KACL.359 ø125 x 800-3000
KACL.360 ø150 x 800-3000



Gravity wings grid
KACL.347 ø125
KACL.348 ø150



Base grid for underbase filter h60 mm
KACL.955 470x60

Operation and maintenance.

Operation and maintenance.

Turning on and using the hood.

We recommend that you turn on the hood a few minutes before beginning to cook, and that you turn it off several minutes after you have finished. This guarantees the maximum efficiency in the extraction of cooking fumes and steam.



Remote control

In order to operate all its ceiling models in maximum comfort, Falmec offers free remote control with a display that allows you to manage the different functions of the hood.

	Remote commands	
		UP Turn on motor and increase speed from 1 to 4. The fourth speed operates for just a few minutes at a time.
		DOWN Decrease speed and turn off motor.
		Light ON-OFF Turn the light on or off.
		TIMER ON: Automatically turn off the motor after 15 minutes. The function automatically deactivates if you turn off the motor (button)
	Ongoing transmission	

Maintenance.

The internal duct should be cleaned once a year. The filters require a different procedure: For metallic anti-grease filters a cycle in the dishwasher at 45°C is sufficient. This should be done as and when required. Carbon filters should be replaced every four months. High Performance carbon filters should be washed in the dishwasher at a temperature no higher than 65°C, if possible with no other items. After washing, they should be reactivated in the oven at 100°C for 10 minutes. Carbon.Zeo filters should be reactivated in the oven at 150°C for approximately an hour every 18 months. They should be replaced every 3 years. Ionising elements should be replaced every 5 years.

Steel cleaning.

Falmec uses only materials of the highest quality to create its hoods. For this reason it is important to care for them using the most suitable products, in order to guarantee a perfect finish and long-lasting wear. For models created in stainless steel, Falmec has created special cleaning wipes that give extra shine to your hood. They are impregnated with a special mix of oils that prevent dirt particles from being deposited and prevent fingerprints marks, giving a clean, shining finish. The hood can simply be washed with hot water and a neutral detergent. Once dry, simply wipe down with Magic Steel wipes in the direction of the satin finish, buff with a soft cloth (still in the direction of the finish) and leave to dry.

Magic Steel protective wipes for stainless steel surfaces.

KACL.815 (box 10 pz)



Ceiling hood installation options.

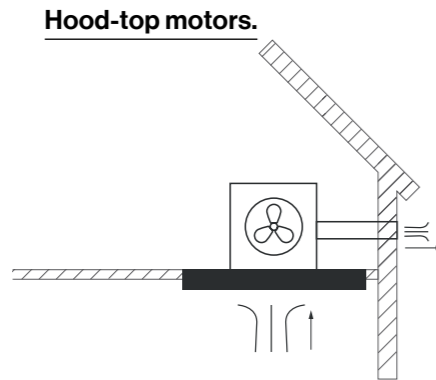
Falmec ceiling hoods guarantee elegance, minimalism and superior extraction efficiency (in both extraction and filter modes) using the most suitable motor and exclusive Carbon.Zeo ceiling filter kits. Falmec's solutions are intelligent and flexible, making installation easy.



Watch our video tutorial on extracting mode ceiling hood installation.



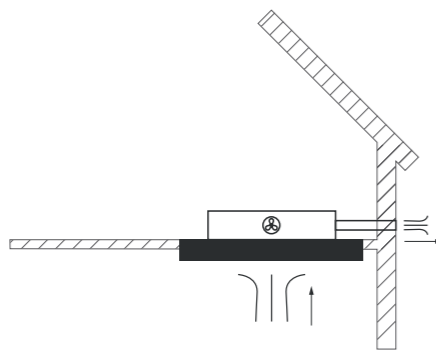
Watch our video tutorial on recirculating mode ceiling hood installation.



Hood-top motors.

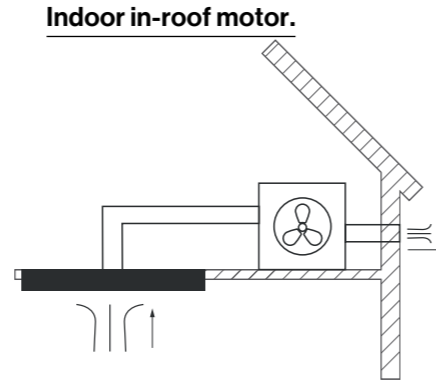
Motors installed on the hood

KACL.798#41F - 950 m³/h
KACL.770#41F - Brushless 1100 m³/h
Use with 150Ø pipes



Slim motor installed on the hood

KACL.782#49F - Slim 800 m³/h
Use with flat 220x90mm pipes

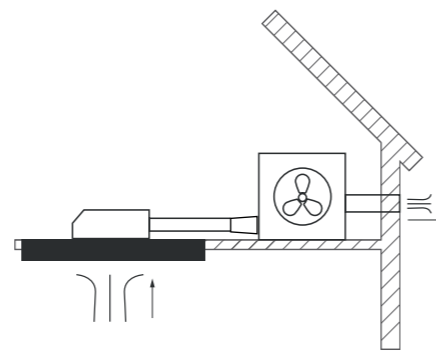


Indoor in-roof motor.

Indoor in-roof motor with round ducting

KACL.798#41F - 950 m³/h
KACL.770#41F - Brushless 1100 m³/h
Use with 150Ø pipes

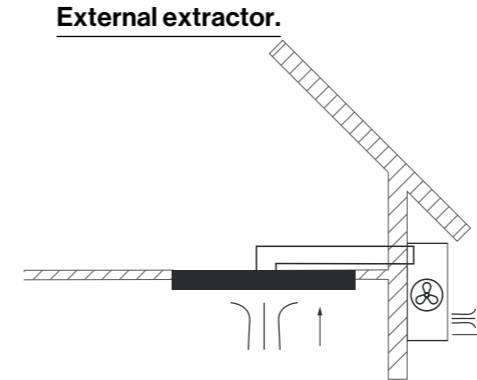
KACL.797#4AF - 1300 m³/h
Use with 200Ø pipes and flange (KACL.396)



Indoor in-roof motor with flat ducting

KACL.798#41F - 950 m³/h
KACL.770#41F - Brushless 1100 m³/h
Use with flat 220x90mm pipes

Important: if flat ducting is used you will need KACL.789 and KACL.376 junctions.

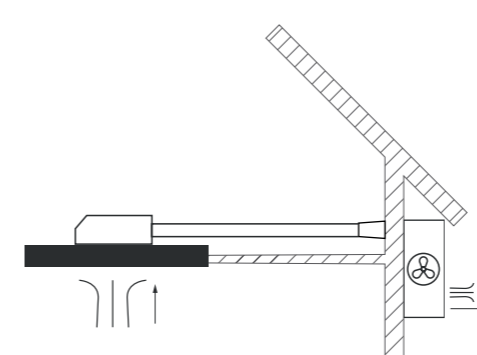


External extractor.

External extractor with round ducting

KACL.786#41F - 1000 m³/h
Use with 150Ø pipes

KACL.796#4AF - 1500 m³/h
Use with 200Ø pipes and flange (KACL.396)

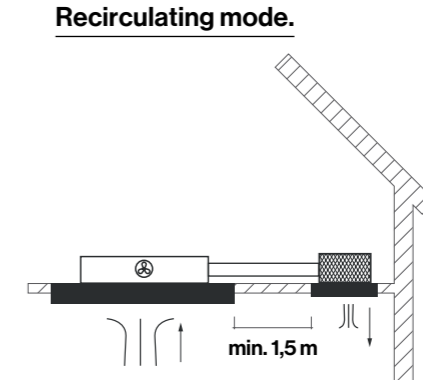


External extractor fan with flat ducting

KACL.786#41F - 1000 m³/h
Use with flat 220x90mm pipes

KACL.796#4AF - 1500 m³/h
Use with 200Ø pipes and flange (KACL.396)

Important: if flat ducting is used you will need KACL.789 and KACL.376 junctions.



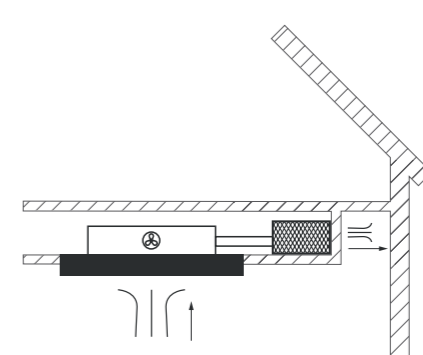
Recirculating mode.

Slim motor with Carbon.Zeo/E.ion® filter unit

KACL.782#49F - Slim 800 m³/h
Use with flat 220x90mm pipes

KACL.939#BF - Carbon.Zeo Filter Kit

KACL.942#ZZZB401F - E.ion® Filter Kit



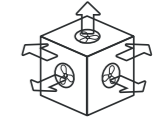
Slim motor with Carbon.Zeo vertical filter unit

KACL.782#49F - Slim 800 m³/h
Use with flat 220x90mm pipes

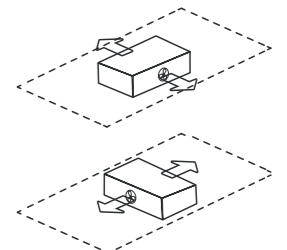
KACL.931#BF - Vertical Carbon.Zeo filtering kit

Adjustable-direction air outlets.

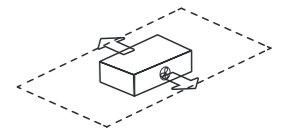
Standard motor unit
5 directions



Slim motor unit
4 directions
(according to motor placement)

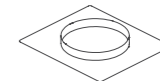


Slim motor unit
2 directions
(Nube and Nuvola)

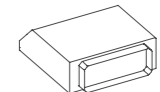


Junctions.

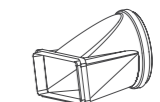
Flange
KACL.396
ø200



Junction
KACL.789
220x90 mm



Round/rectangular junction
KACL.376
ø150 / 220x90



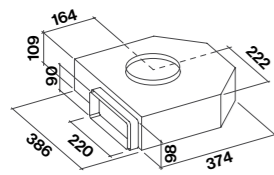
Ceiling hood installation options.

Piano hood installation

Motors.

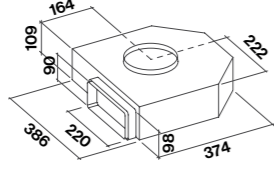
KACL.701#41F
1.000 m³/h

Underbase motor for single element Piano hood.



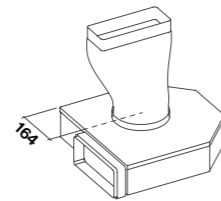
KACL.702#4CF
1.200 m³/h

Underbase motor for twin elements Piano hood.



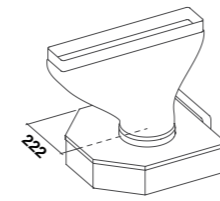
Installation example: single element Piano hood junction and underbase motor with left side air outlet.

KACL.701#41F + KACL.760



Installation example: twin elements Piano hood junction and underbase motor with right side air outlet.

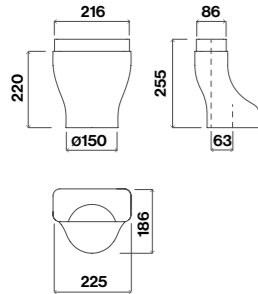
KACL.702#4CF + KACL.763



Conveyors / junctions.

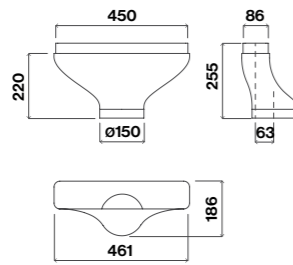
KACL.760

Single element Piano hood conveyor, left side outlet.



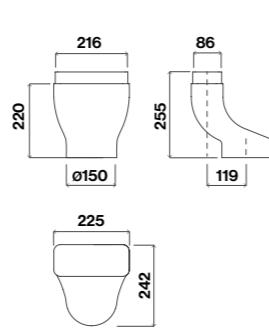
KACL.762

Twin elements Piano hood conveyor, left side outlet.



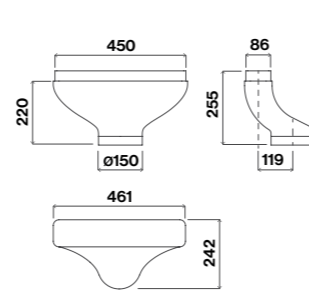
KACL.761

Single element Piano hood extended depth conveyor with right side outlet.



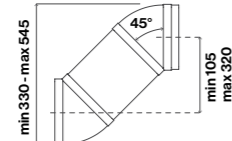
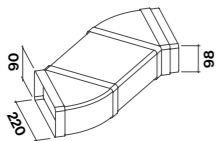
KACL.763

Twin elements Piano hood extended depth conveyor with right side outlet.



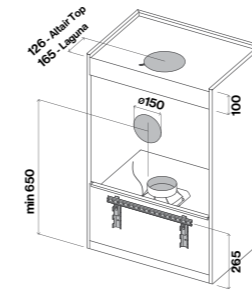
KACL.345

Double horizontal elbow

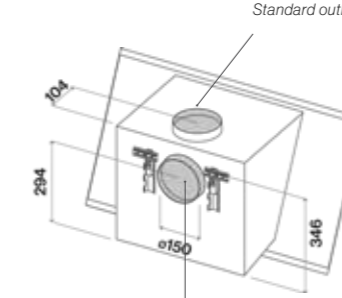


Technical drawings.

Altair Top - Laguna

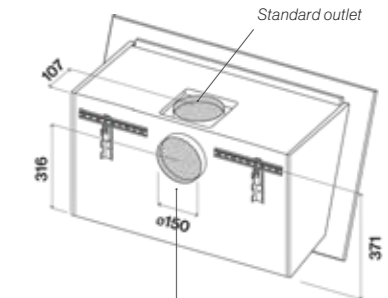


Verso



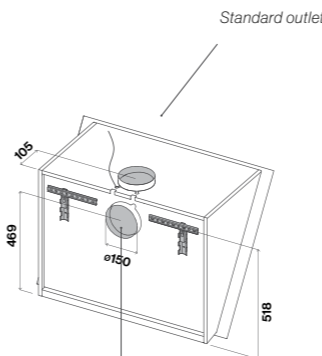
Alternative outlet: engine protrudes into the wall for 10mm

Trim



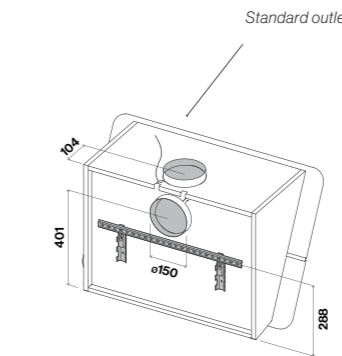
Alternative outlet: engine protrudes into the wall for 10mm

Quasar - Quasar Top Quasar Green Tech



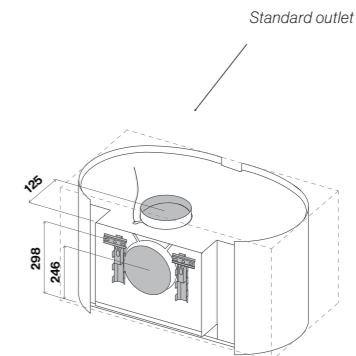
Alternative outlet: engine protrudes into the wall for 10mm

Diamante



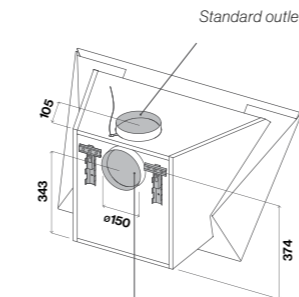
Alternative outlet: engine protrudes into the wall for 10mm

Flipper - Flipper Green Tech



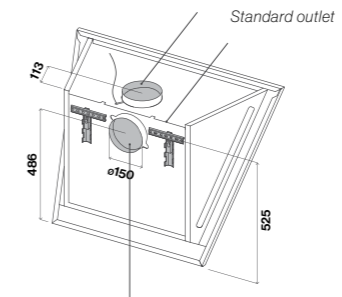
Alternative outlet: engine protrudes into the wall for 10mm

Prisma.



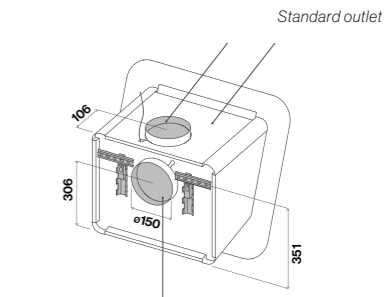
Alternative outlet: engine protrudes into the wall for 10mm

Diamante

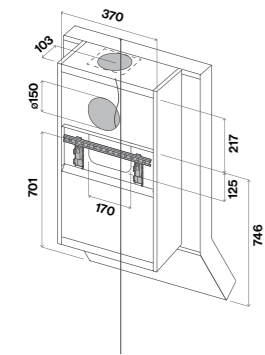


Alternative outlet: engine protrudes into the wall for 10mm

Tab.

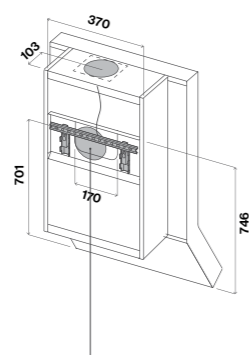


Rialto h100.



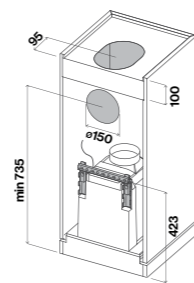
Upper outlet: remove 165x165 mm patch.

Rialto h82.

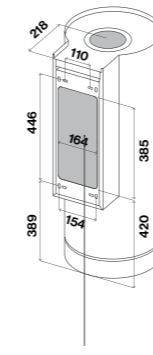


Rear outlet: remove 170x125 mm patch.

Mira Top.

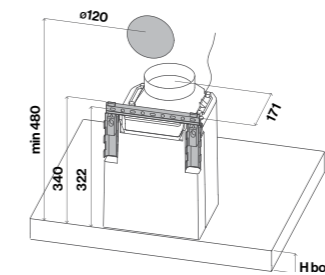


**Polar - Polar Light - Polar White
Polar Black.**

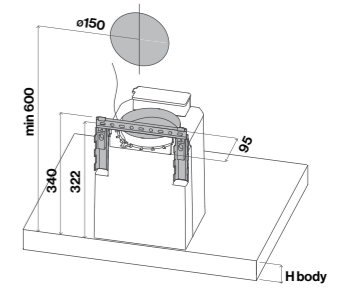


Rear outlet: remove 385x164 mm patch.

**Atlas - Exploit - Exploit Top - Lux - Mizar - Onda Vetro - Plane - Plane Top
Luce - Plane White / Black - Plane Green Tech - Blade - Kristal.**

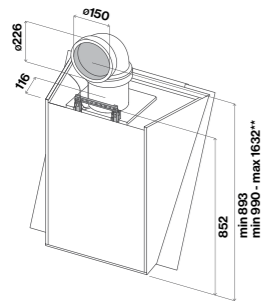


600 m³/h versions



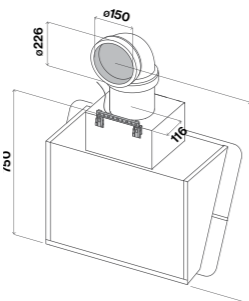
800 m³/h version

Aria NRS.®



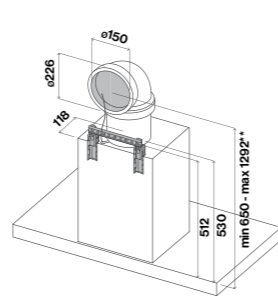
** Depending on the chimney size.

Flipper NRS.®

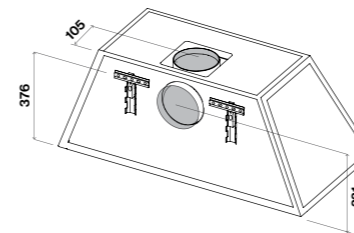


** Depending on the chimney size.

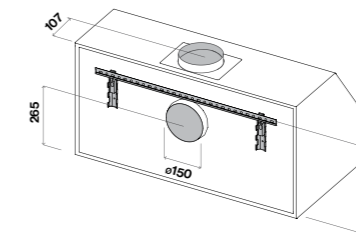
Lumina NRS® - Plane NRS® - Vela NRS.®



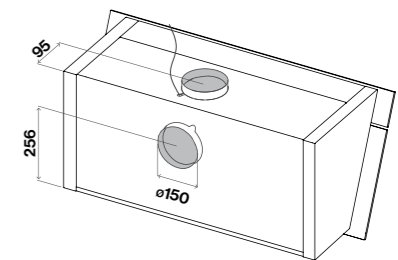
Time.



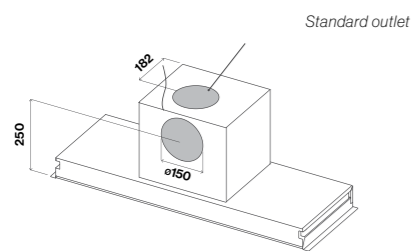
Zeus Pro.



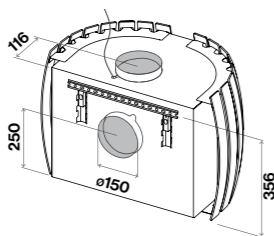
Butterfly



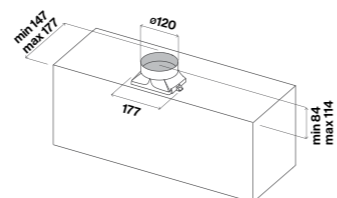
Move.



Prestige



Integrata.



Life inspired.

Falmec declines all responsibility for any inaccuracies contained in this catalogue that are due to typos and copying errors. This catalogue supersedes and replaces all previous ones.

Falmec Spa hereby reserves the right to make - at any moment and without prior notice - all the technical, aesthetic and functional alterations to the products that it believes necessary for their improvement. Models, images and technical solutions presented in this catalogue are protected by industrial property rights.

The printing process do not always permit a faithful reproduction of tones and materials of original.

This catalogue is of exclusive proprietà of Falmec Spa. All rights are reserved. Any form of total or partial reproduction of catalogue is strictly forbidden.

Life inspired.



Falmec S.p.A

via dell'Artigianato, 42 z.i.
31029 Vittorio Veneto
Treviso — Italy
info@falmec.com
falmec.com

credits

photo
ContrattiCompany
Eye Studio
Nudesign

stylist
Vanda Gemino
Eye Studio

copy
Daniele Varelli

visual design
Designwork

**Printed in Italy,
December 2018.**